

### TD SERIES 0.050" PITCH SURFACE MOUNT DIP SWITCHES



Tape sealed, surface mountable, SPST DIP switches are .098" high. Can withstand vapor phase and IR soldering to 260°C. **Rating:** 0.4 VA at 20 V DC.

C&K Part No.	No. of Positions	Body Length
TD04H0SK1	4	0.250"
TD06H0SK1	6	0.350"
TD08H0SK1	8	0.450"
TD10H0SK1	10	0.550"



### BP SERIES SIDE ACTUATED DIP SWITCHES



SPST DIPS are .315" high. **Rating:** Carry—100 mA max. at 50 V DC; Switch—100 mA max. at 5 V DC or 25 mA max. at 25 V DC. **Contacts:** Gold over nickel over phosphor bronze.

C&K Part No.	No. Positions	Overall Length (In.)
BP01KE	1	.217
BP02KE	2	.315
BP03KE	3	.413
BP04KE	4	.512
BP05KE	5	.610
BP06KE	6	.709
BP07KE	7	.807
BP08KE	8	.906
BP10KE	10	1.102
BP12KE	12	1.299

### BD SERIES STANDARD PROFILE DIP SWITCHES



SPST BDXX is .30" high, SPST BDAV is .38" high. **Rating:** Carry—100 mA max. at 50 V DC. Switch—100 mA max. at 5 V DC or 25 mA max. at 25 V DC. Washable design. Wiping contacts. Tin-lead terminals.

C&K Part No.	No. Positions	Overall Length (In.)	Fig.
BD01	1	.180	A
BD02	2	.280	A
BD03	3	.380	A
BD04	4	.480	A
BD05	5	.580	A
BD06	6	.680	A
BD07	7	.780	A
BD08	8	.880	A
BD09	9	.980	A
BD10	10	1.080	A
BD12	12	1.280	A
BD02AV	2	.280	B
BD03AV	3	.380	B
BD04AV	4	.480	B
BD05AV	5	.580	B
BD06AV	6	.680	B
BD07AV	7	.780	B
BD08AV	8	.880	B
BD10AV	10	1.080	B
BD12AV	12	1.280	B



### CD SERIES DIP CODED ROTARY SWITCHES



8mm square x 4 mm high. Sealed for wave soldering, surface mounting and cleaning process. **Rating:** 0.4 VA max. @ 20 V AC or DC max. **Life Expectancy:** 20,000 position changes. Case, cover and actuator are high temperature UL 94V-0 material. M0: flush actuator, L1: extended shaft actuator. To order knob actuator, replace "L1" with "K1".

C&K Part No.	No. Positions	Circuit	Fig.
CD08RM0AK	08	BCD	C
CD08RM0CK	08	BCD	E
CD08CMOAK	08	BCD complement	C
CD08CMOCK	08	BCD complement	E
CD08RLIAK	08	BCD	C
CD08RL1CK	08	BCD	E
CD08CL1AK	08	BCD complement	C
CD08CL1CK	08	BCD complement	E
CD10RM0AK	10	BCD	C
CD10RM0CK	10	BCD	E
CD10CMOAK	10	BCD complement	C
CD10CMOCK	10	BCD complement	E
CD10RLIAK	10	BCD	C
CD10RL1CK	10	BCD	E
CD10CL1AK	10	BCD complement	C
CD10CL1CK	10	BCD complement	E
CD16RM0AK	16	Hexadecimal	C
CD16RM0CK	16	Hexadecimal	E
CD16CM0AK	16	Hexadecimal complement	C
CD16CMOCK	16	Hexadecimal complement	E
CD16RL1AK	16	Hexadecimal	C
CD16RL1CK	16	Hexadecimal	E
CD16CL1AK	16	Hexadecimal complement	C
CD16CL1CK	16	Hexadecimal complement	E
CD10RM0SK	10	BCD	D
CD10CM0SK	10	BCD complement	D
CD16RM0SK	16	Hexadecimal	D
CD16CM0SK	16	Hexadecimal complement	D

### SD SERIES LOW PROFILE DIP SWITCHES



Tape sealed, low profile SPST DIP switches withstand soldering and cleaning processes. "SK" models are surface mount. H0: flush actuator. To order extended actuator, replace "H0" with "H1". **Rating:** 100 mA max. @ 20 V DC for 2000 cycles. Terminals are tin-lead.

C&K Part No.	No. Positions	Overall Length (In.)	Fig.
SD02H0SK	2	.258	F
SD03H0SK	3	.358	F
SD04H0SK	4	.458	F
SD05H0SK	5	.558	F
SD06H0SK	6	.658	F
SD07H0SK	7	.758	F
SD08H0SK	8	.858	F
SD09H0SK	9	.958	F
SD10H0SK	10	1.058	F
SD12H0SK	12	1.258	F
SD02H0K	2	.258	G
SD03H0K	3	.358	G
SD04H0K	4	.458	G
SD05H0K	5	.558	G
SD06H0K	6	.658	G
SD07H0K	7	.758	G
SD08H0K	8	.858	G
SD09H0K	9	.958	G
SD10H0K	10	1.058	G
SD12H0K	12	1.258	G