




## STANDARD AND LIGHT FORCE SUBMINIATURES



A



B



C

Rugged, subminiature, snap-action switches with phenolic case. Coil-spring mechanism. Rock-wipe contact action. Large overtravel. Wear-resistant acetal button. Integral hinged lever and roller actuators available in choice of 2 pivot positions. Light-force versions rated 5 amps at 125/250 VAC; standard-force versions rated 5 amps at 125/250 VAC; standard-force versions. 10.1 amps at 125/250 VAC, ¼ hp at 125 VAC.

\*Solder Terminals

All versions available with gold crosspoint contacts. .093" QC terminals standard; .110" QC and short solder terminals available. **Series E62** also available in water-tight, weather-proof versions; see **Series E72 Size**: .781" L x .250" W x .352" H. UL recognized. CSA certified.

Mfr. No.	Contacts	Max. Op. Force (Gms.)	Minimum Overtravel (In.)	Actuator Length (In.)	Fig.
<b>SERIES E61— LIGHT FORCE—5 AMPS</b>					
OE61-00AO	SPDT	90	.035	Button	A
OE61-00HO	SPDT	24	.040	.271	B
OE61-00KO	SPDT	26	.030	.203	C
OE61-10AO*	SPDT	90	.035	Button	A
OE61-10HO*	SPDT	24	.040	.271	B
OE61-10KO*	SPDT	26	.030	.203	C
OE61-50HO	SPDT	8	.050	.396	B
OE61-50KO	SPDT	9	.040	.328	C
OE61-60HO*	SPDT	8	.050	.396	B
OE61-60KO*	SPDT	9	.040	.328	C
OE61-30AO	SPDT	90	.035	Button	A
OE61-30HO	SPDT	24	.040	.271	B
OE61-80HO	SPDT	8	.050	.396	B
OE61-30KO	SPDT	26	.030	.203	C
OE61-80KO	SPDT	9	.040	.328	C

Mfr. No.	Contacts	Max. Op. Force (Gms.)	Minimum Overtravel (In.)	Actuator Length (In.)	Fig.
<b>SERIES E61—LIGHT FORCE—5 AMPS</b>					
OE62-00AO	SPDT	90	.035	Button	A
OE62-00HO	SPDT	56	.040	.271	B
OE62-00KO	SPDT	65	.030	.203	C
OE62-10AO*	SPDT	90	.035	Button	A
OE62-10HO*	SPDT	56	.040	.271	B
OE62-10KO*	SPDT	65	.030	.203	C
OE62-50HO	SPDT	20	.050	.396	B
OE62-50KO	SPDT	22	.040	.328	C
OE62-60HO*	SPDT	56	.050	.396	B
OE62-60KO*	SPDT	65	.040	.203	C
OE62-30AO	SPDT	90	.035	Button	A
OE62-30HO	SPDT	56	.040	.271	B
OE62-80HO	SPDT	20	.050	.396	B
OE62-30KO	SPDT	65	.030	.203	C
OE62-80KO	SPDT	22	.040	.328	C

\*Solder terminals


## PANEL-MOUNT PUSHBUTTON




A



B



C



D



E

Snap-in panel-mount switches. Coil spring snap-action mechanism. Rock-wipe contact action. Large overtravel. SPDT or DPDT configuration; single throw. NO or NC versions available. QC terminals. White thermoplastic case. White thermoplastic button. Brass terminals. Beryllium copper moving blade. Stainless steel coil spring.

Silver-cadmium oxidized contacts; rated 10 amps at 125/250 VAC. Gold crosspoint contact available on all versions. **Action: 00A and 40A** versions, momentary; **50A**, push-pull; **30A**, momentary "cheat" interlock; **60A**, push-push, alternate action. UL recognized, CSA certified.

Mfr. No.	Max. Op. Force (Gms.)	Minimum Overtravel (In.)	Fig.
<b>SPDT VERSIONS</b>			
OE69-00AO*	425	.375	A
OE69-30AO#	Mom., .425; int., 285	Mom., .100; int., .050	B
OE69-40AO*	425	.175	C
OE69-50AO‡	425	.175	
OE69-20AO‡	226	.300	

Mfr. No.	Max. Op. Force (Gms.)	Minimum Overtravel (In.)	Fig.
<b>SPDT VERSIONS</b>			
OE79-00AO*	680	.375	A
OE79-20AO§	510	.300	B
OE79-30AO#	Mom., .737; int., 567	Mom., .100; int., .050	B
OE79-40AO*	680	.175	C
OE79-50AO	680	.175	D

Momentary action. #Momentary "Cheat" interlock. †Push-pull; for aux. pushbutton, ‡Push-push; alternate action. §Push-pull, reset.

## Relay Specialties

If an item you need is not shown in this catalog, please call us today for more information.

Due to space limitations, it is impossible for us to describe all lines of standard material.