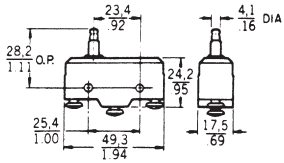


Basic Switches Standard

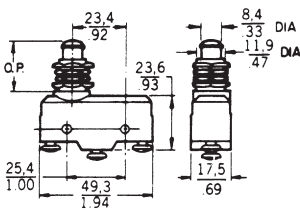
BZ/BA Series

TYPICAL DIMENSIONS (For reference only)

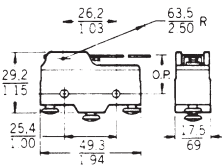
BZ-2RS Type



BZ-2RQ1 Type



BZ-2RW Type



SMALL OVERTRAVEL PLUNGER ORDER GUIDE

Catalog Listing	Recommended For	Electrical Data and UL Codes	O.F. newtons ounces	O.T. min. mm inches	D.T. mm inches	O.P.* mm inches
BZ-2RS-A2	Added overtravel. For in-line operation and with JR auxiliary actuators.	15 Amps L96	2,5-3,61 9-13	1,52 .060	0,01-0,063 .0004-.0025	28,20 1.110
BZ-2RS5551-A2	Dustproof and splash resistant seal.	15 Amps L96	2,5-4,17 9-15	1,52 .060	0,01-0,063 .0004-.0025	28,20 1.110

* ±0,51 mm
±.020 in.

15/32" 32NS BUSHING MOUNT OVERTRAVEL PLUNGER ORDER GUIDE

Catalog Listing	Recommended For	Electrical Data and UL Codes	O.F. newtons ounces	O.T. min. mm inches	D.T. mm inches	O.P.* mm inches
BZ-2RQ1-A2	Applications with bushing mount.	15 Amps L96	2,5-3,61 9-13	5,56 .219	0,01-0,05 .0004-.0020	21,82 .859
BA-2RQ1-A2	Up to 20 ampere load handling.	20 Amps L23	3,89-6,12 14-22	5,56 .219	0,05-0,19 .0020-.0075	21,82 .859
BZ-2RQ18-A2	Added overtravel. Roller plunger for rapid cam (30° max.) rise and slide operation.	15 Amps L96	2,5-3,61 9-13	3,56 .140	0,01-0,05 .0004-.0020	33,32 ± 1,14 1.312 ± .045
BZ-2RQ181-A2	Applications requiring roller plunger 90° to major axis of switch.	15 Amps L96	2,5-3,61 9-13	3,56 .140	0,01-0,05 .0004-.0020	33,32 ± 1,14 1.312 ± .045

Except where stated ** ±0.76 mm
±.030 in.

STRAIGHT LEVER ORDER GUIDES

Catalog Listing	Recommended For	Electrical Data and UL Codes	O.F. newtons ounces	O.T. min. mm inches	D.T. mm inches	O.P.* mm inches
BZ-2RW80-A2	2,5 inch (63,5 mm) lever requirements	15 Amps L96	0,7 2.5	5,56 .219	0,18-1,27 .007-.050	19,1 .750
BZ-2RW84-A2	Lower force (without external return spring)	15 Amps L96	0,28 1	5,56 .219	0,18-1,27 .007-.050	19,1 .750
BZ-2RW863-A2	6 inch (152 mm) long lever requirements	15 Amps L96	0,28 1	14,68 .578	0,46-3,68 .018-.145	19,1 ± 1,52 .750 ± .060
BZ-2RW805551-A2	Dustproof and splash resistant seal. 2.5 inch lever	15 Amps L96	0,7 2.5	5,56 .219	0,18-1,27 .007-.050	19,1 .750
BZ-2RW899-A2	Adjustable operating point (17 mm to 22 mm) .670" to .880"	15 Amps L96	0,7 2.5	3,54† .125	0,18-1,27 .007-.050	17,02-22,35 .670-.880
BA-2RV-A2	Up to 20 ampere load handling	20 Amps L23	0,7 2.5	1,98 .078	2,77 .109	19,1 .750
BE-2RV-A4	Up to 25 ampere load handling	25 Amps —	0,7 2.5	1,98 .078	2,77 .109 max.	19,1 .750

†From 17 mm O.P. .670 in.

Except where stated * ±0.76 mm
±.030 in.