


Explosion-proof Switches Standard

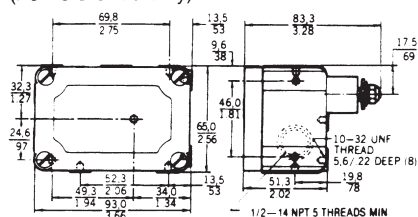


NEMA

EX enclosures meet NEMA standards for Hazardous Locations — Type 7, Class I, Groups B (only Series 800, EXH and EXD as noted in order guides), C, and D; and Type 9, Class II, Groups E, F and G. Also Type 1.

TYPICAL DIMENSIONS

(For reference only)



AUXILIARY ACTUATORS

Order rotary actuators for the EX-AR20 from LSX levers.

GENERAL INFORMATION

Switches feature the smallest UL-listed housings available for use in hazardous locations. Flame paths within the housing cool exploding gases below the kindling temperature before they reach the explosive gases surrounding the housing.

The enclosed switching unit, which is held in place by screws, is accessible when the cover plate is removed. These switches are not sealed against liquids and are not intended to be subjected to liquid splash or for outdoor applications. If a sealed explosion-proof switch is required, refer to the type CX and LSX.

TEMPERATURE RANGE

EX switches are for use in a temperature range of -40 to 160°F (-40 to 71°C). For applications outside these limits, please consult nearest RELAY SPECIALITIES Sales Office.

FEATURES

- Meets applicable portions of NEMA 1, 7, and 9
- Compact, rugged housing
- Up to 20 amp capacity
- Ample wiring space
- Mounts from 4 sides
- Roller arms adjustable through 360°
- Non-sparking actuators
- Captive cover screws
- UL listed, File #E14274 and CSA certified, File #LR57324
- Grounding screw
- Single or double* conduit opening
- Dimensionally interchangeable with OP type switches

ROLLER LEVER ACTUATED SWITCHES ORDER GUIDE

Description	Electrical Data and UL Code	Catalog Listing	O.F.	P.T. max. mm in.	O.T. max.	D.T. max. mm in.
CW actuation*. 15 amp. SPDT.	15A L96	EX-AR	2,22-5,56 N .5-1.25 lbs.	5,56 .219 (8°)	90°	0,18 .007 (0.25°)
CCW actuation*. 15 amp. SPDT.	15A L96	EX-AR30	1,11 N 2.5 lb. max.	1,65 .065	25°	0,18 .007 (0.25°)
CW or CCW actuation*. 15 amp. Low O.F. (no return spring). Without mtg. bracket. SPDT.	15A L96	EX-AR16	0,56 N 2 oz. max.	—	—	—
Also UL listed for Class I Group B (hydrogen) atmospheres.	10A L59	EXD-AR-3†	2,22-6,67 N .5-1.5 lb.	6,35 .250	25°	2,77 .109 (4°)
	1A L22	EXH-AR3	2,22-6,67 N .5-1.5 lb.	5,56 .219	25°	0,64 .025
No lever furnished. (Order levers shown at bottom of this page as separate items.) CW actuation*. SPDT.	15A L96	EX-AR20	0,22 Nm 31.25 in./oz.	5,56 .219	90°	0,18 .007 (0.25°)

Nm = Newton meters

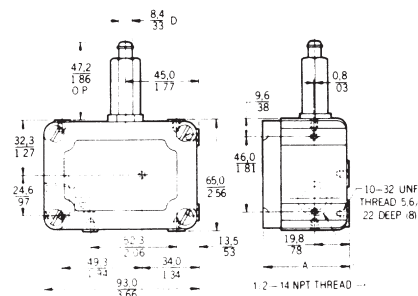
* CW (clockwise) or CCW actuation, when looking at nameplate.

** Hermetically sealed switching unit, furnished with 10.5 ft/3.2 m leadwire.

† Furnished with 0,91 m (3 ft.) leadwire.

OVERTRAVEL PLUNGER ACTUATED SWITCHES ORDER GUIDE

Description	Electrical Data and UL Code	Catalog Listing	O.F. max. N lb.	P.T. max. mm in.	O.T. min. mm in.	D.T. max. mm in.	O.P.** mm in.
As shown.	15A L96	EX-Q	13,34 3	1,98 .078	4,78 .188	0,10 .004	47,22 1.859
Also UL listed for Class I, Group B (hydrogen) atmospheres.	10A L23	EXD-Q-3†	13,34 3	3,96 .156	3,58 .141	1,52 .060	46,02 1.812
With seal boot on plunger.	10A L9	EX-N15	13,34 3	1,98 .078	4,78 .188	0,10 .004	52,32 2.060



2

SWITCHES & KNOBS