



Series SW


3/8" (9.52 mm)
Center-to-Center Spacing



FEATURES

- **SNAP-IN TRACK-TYPE CONCEPT** — To assemble two or three-pole modules simultaneously simply insert one edge of the module under the flange of the track and with very little pressure snap into place. To remove, push center section of spring toward molding. Module will "pop free."
- **TOTAL MODULAR PRINCIPLE** — Two and three-pole nylon modules are complete with white fiber marking strips and retaining springs.
- **REDUCED INVENTORY** — No end moldings, mounting brackets or metal mounting clamps are needed for assembly.
- **COMPACT DESIGN** — 3/8" center-to-center terminals provide compact circuit density. 32 poles per foot — 192 per six foot length.
- **TERMINAL FLEXIBILITY** — Three different terminal variations are available. Ratings up to 50 amps/600 volts.
- **DURABLE MODULAR CONSTRUCTION** — All SW models feature moldings of break-resistant nylon.
- **WIRE SIZES** — Type SWS strap screw terminal with No. 6-32 screws. UL recognized for No. 22AWG to No. 14AWG. Type SWT tubular terminal with No. 10-32 screws. UL recognized for No. 16AWG to No. 8AWG. Type SWTC tubular clamp terminal with No. 10-32 screws. UL recognized for No. 22 AWG to No. 8AWG.
- **RECOGNITION AND LISTING** — UL recognized and CSA certified.

 Recognized under the Components Program of Underwriters Laboratories, Inc. Standard 1059, Guide No. XCFR2, File No. E62557.

 Guide No. 184-N-90, Report No. LR39186-1.

VARIATIONS AND TERMINAL DESIGNATIONS



SWS

Brass terminal bars with No. 6-32 terminal screws. Accepts wire up to No. 14AWG with CSA requiring use of lugs for wires larger than No. 16AWG.



SWT

Solderless electro-tinned tubular connector with No. 10-32 terminal screws. Accepts wire from No. 16AWG to No. 8AWG.



SWTC

Solderless electro-tinned tubular connector with No. 10-32 terminal screws captivated by traveling pressure pad. Accepts wire from No. 22AWG to No. 8AWG.

NOTE: All variations as illustrated above available in two or three terminal modules only.

ACCESSORIES



White fiber marking strip available in two or three-pole lengths or in pre-punched 100-ft. rolls. To order, specify:

Part No. 275A8 (2PSW)
Part No. 275A9 (3PSW)
100-ft. Rolls — Part No. 20SW
Pins — Part No. 21SW



Insulated phosphor-bronze connector clamps to over head of No. 10-32 terminal screws. Test lead and test jumper are constructed from 6' length of No. 14AWG wire. Test lead is fitted with connector at one end only, while test jumper has connectors at both ends. Connectors eliminate use of alligator clips and are rated 50 amps intermittently and 15 amps continuously 18W (test lead)



Brass jumper connects 12 consecutive terminals and can be cut for shorter applications.

Part No. 275-A14.



Type 275-A16 is designed to connect two adjacent terminals.