

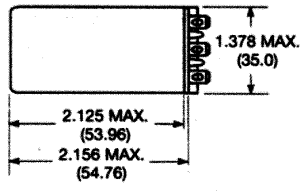
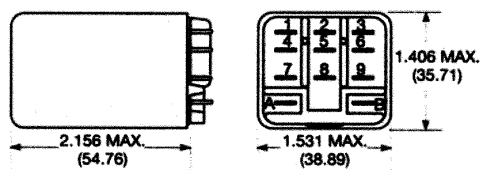
7
RELAYS

ORDERING INFORMATION	Typical Part No. >	KUL	-11	D	1	1	D	-12
1. BASIC SERIES: KUL magnetic latching relay								
2. CONTACT ARRANGEMENT: 5 = 1 Form C (SPDT) 11 = 2 Form C (DPDT) 14 = 3 Form C (3PDT)								
3. COIL INPUT: A = AC D = DC								
4. MOUNTING: 1 = Plain case 5 = Bracket mount case								
5. TERMINALS & CONTACT MATERIALS: 5 = .187" (4.75 mm) quick connect/solder; silver-cadmium oxide, 10 amps.								
6. NUMBER OF COILS S = Single coil D = Dual coil (1 & 2 pole models only)								
7. COIL VOLTAGES: Single coil— 24-240 VAC 12-48 VDC Dual coil— 12-48VDC, 24 or 120VAC (to 2 Form C)								

STOCK ITEMS - The following items are normally maintained in stock for immediate delivery.

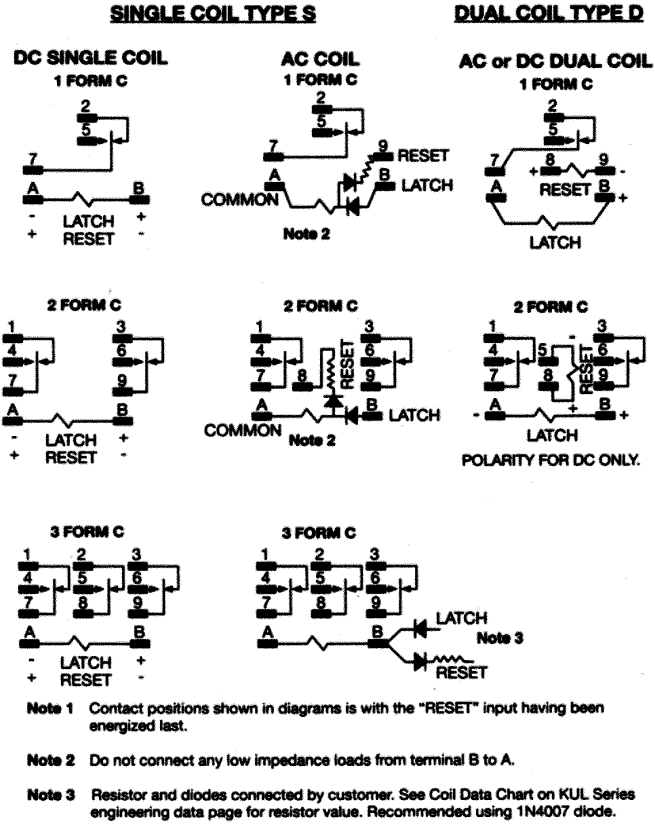
- | | | | |
|---------------|----------------|---------------|---------------|
| KUL-5A15S-120 | KUL-11A15S-120 | KUL-11D15D-24 | KUL-11D15S-24 |
| KUL-11A15S-24 | KUL-11D15D-12 | KUL-11D15S-12 | |

OUTLINE DIMENSIONS



See KU series drawings for bracket mount case and stud on end of case.

WIRING DIAGRAMS (Bottom Views)



TERMINAL DIMENSIONS

