

S SERIES DIGITAL OPEN BOARD TIME DELAY RELAYS

FEATURES

- C/MOS Digital Circuitry
- Time Delays To 1000 Minutes
- No First Cycle Effect
- .5% Repeat Accuracy
- DPDT 10 Ampere Output Rating
- 1/4" Or 3/16" Quick Connect Termination
- Low Cost Open Board Construction
- Fully Solid State Timing
- Surface Mounting
- Five Modes Of Operation
- Available With On Board Timing Adjustment
- CUL Pending

SPECIFICATIONS

1. Time Delay.

- 1.1 Type: C/MOS digital circuitry
- 1.2 Range: From .05 seconds to 1000 minutes. Fixed delays available.
- 1.3 Repeat accuracy: $\pm 5\%$ under fixed conditions
- 1.4 Setting accuracy: $\pm 10\%$
- 1.5 Reset time: 100 milliseconds maximum
- 1.6 Recycle time: 100 milliseconds during timing, 50 milliseconds after timing
- 1.7 Time delay vs. voltage and temperature: $\pm 2\%$

2. Input.

- 2.1 Operating voltage: 24, 120 & 230 VAC, 12, 24/28 & 110 VDC
- 2.2 Tolerance: $\pm 20\%$ of nominal
- 2.3 Frequency: 50 - 60 Hertz

3. Output.

- 3.1 Type: Electromechanical relay
- 3.2 Form: DPDT
- 3.3 Rating: 10 amperes resistive @ 120 VAC
- 3.4 Life: Electrical - full load - 1,000,000 operations
Mechanical - 10,000,000 operations

4. Protection.


- 4.1 Transient: ± 1500 volts for 150 microseconds
- 4.2 Polarity: D.C. units are reverse polarity protected
- 4.3 Dielectric breakdown: 1500 volts RMS minimum

5. Mechanical.

- 5.1 Mounting: #6 screw clearance (4 places)
- 5.2 Termination: 1/4" or 3/16" quick connect
- 5.3 Style: Open board/surface mount

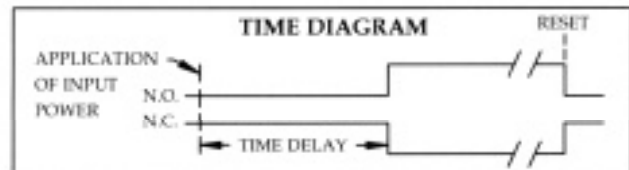
6. Environmental.

- 6.1 Operating temperature: -20°C to $+80^{\circ}\text{C}$
- 6.2 Storage temperature: -30°C to $+85^{\circ}\text{C}$



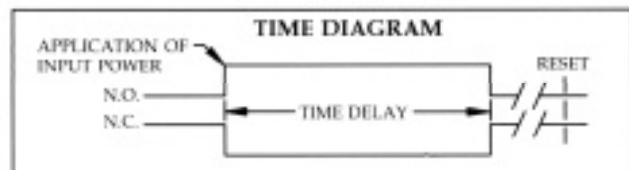
MODE OF OPERATION - SERIES DELAY ON MAKE - SMR

Upon application of power to the input terminals, the time delay begins. At the completion of the pre-selected time delay, the output contacts transfer. Reset is accomplished by removal of input power. There is no false output when reset during timing.



INTERVAL - SIR

Upon application of power to the input terminals, the output contacts immediately transfer and the time delay begins. At the completion of the pre-selected time delay, the output contacts revert to their original position. Reset is accomplished by removal of input power.



SINGLE SHOT - SSR

Power must be applied to the input at all times prior to and during timing. Upon closure of the initiate switch (momentary or maintained) the output contacts transfer and the time delay begins. At the completion of the pre-selected delay period, the output contacts revert to their original position. Removal of input power will reset the control.

