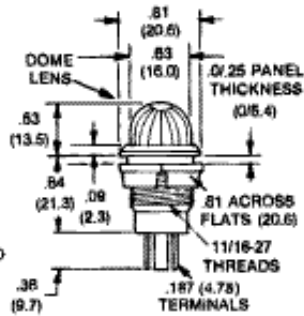
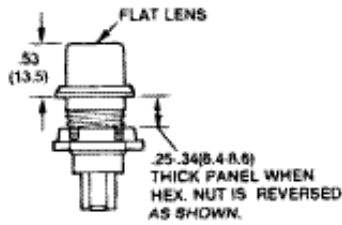




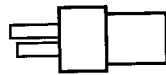
UL FILE# E20325
CSA FILE# LR13346



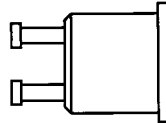
All dimensions are in inches (MM).

Lens Color	Part Number	
	Dome	Flat
Red	2811	2851
Clear	2812	2852
Amber	2813	2853
White	2814	2854
Green	2815	2855
Blue	2816	2856
Yellow	2817	2857

BI PIN SOCKETS

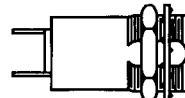


Mfr. No. CM21-1 — Bi Pin Socket for use with T-3/4 and T-1 Bi Pin Lamps

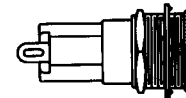


Mfr. No. CM21-2 — Bi Pin Socket for use with T-1 3/4 Bi Pin Lamps

5100, 5200 SERIES RELAMPABLE INDICATORS



5100 Series



5200 Series

Select from 5100 series standard and 5200 series deluxe indicators from table below. Standard indicators must be assembled. Order lamps and lenses separately below. UL recognized, CSA certified.

Mfr. No.	Max. Volts	Max. Amps	Terminals
5100 SERIES INDICATORS			
5100-822	120	0.170	Solder lugs
5100-832	125	1.800	Solder lugs
5100-842	250	1.800	Solder lugs
5100-823	120	0.170	Screw lugs
5100-824	120	0.170	Quick connect 0.250" lugs
5100-834	125	1.800	Quick connect 0.250" lugs
5100-844	250	1.800	Quick connect 0.250" lugs

5200 SERIES STANDARD T-3/4 INDICATORS

5200-222	120	0.170	Solder lugs
5200-232	125	1.800	Solder lugs
5200-242	250	1.800	Solder lugs

5100, 5200 SERIES POLYCARBONATE LENSES



Fig. 1

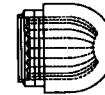
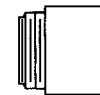


Fig. 2



TFig. 3



Fig. 4

Use only transparent or fluted lens with neon lamps, ordered separately. When ordering, add first letter of color choice to the end of the Mfr. no. * (R=Red, A=Amber, G=Green, C=Clear) † (R=Red, Y=Yellow, G=Green, W=White)

Mfr. No.	Figure
25P-306*	1
25P-307†	1
25P-326*	2
25P-606*	3
25P-607†	3
25P-626*	4

GEMLITE INDICATOR

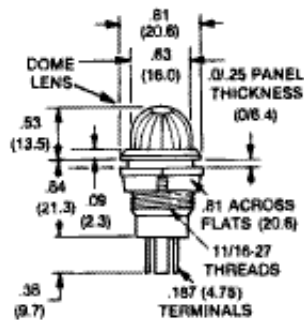
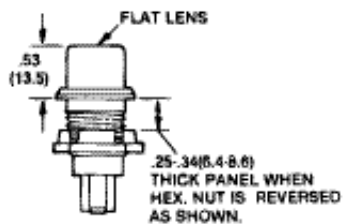


Mfr. No. 5160-458 (Base Only) — Reliable indicators used in military and commercial applications where size and lamp replacement are prime considerations. 0.218" panel thickness. Accepts T-1 sub-midget flange lamp. Order lamp separately. Mounts in 0.3125" diameter hole.

TRANSLUCENT CYLINDRICAL LENS

Mfr. No. 160A-604* — For Gemlite base, ordered separately above. Available in red, yellow, green and white. When ordering, add first letter of color choice to the end of the type number. * (R=Red, Y=Yellow, G=Green, W=White).

UL FILE# E20325
CSA FILE# LR13346



All dimensions are in inches (MM).

Lens Color	Part Number	
	Dome	Flat
Red	2811	2851
Clear	2812	2852
Amber	2813	2853
White	2814	2854
Green	2815	2855
Blue	2816	2856
Yellow	2817	2857