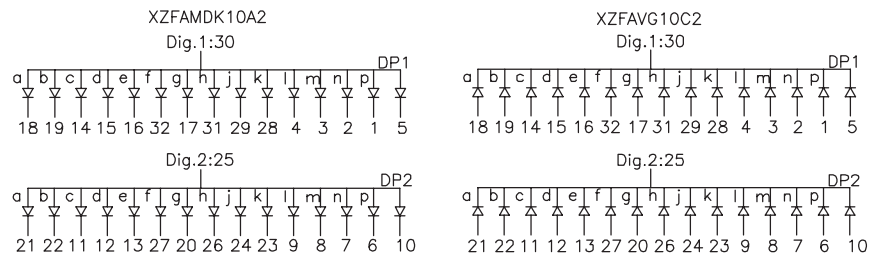
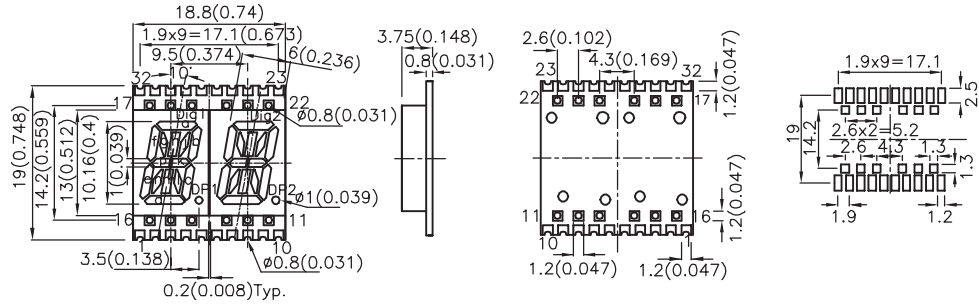



Part Number		Chip Structure (Emitted Color)	λ_{peak} (nm)	Intensity(ucd) $I_f=10mA$	
Common Anode	Common Cathode			Min.	Typ.

0.4"(10.16mm)

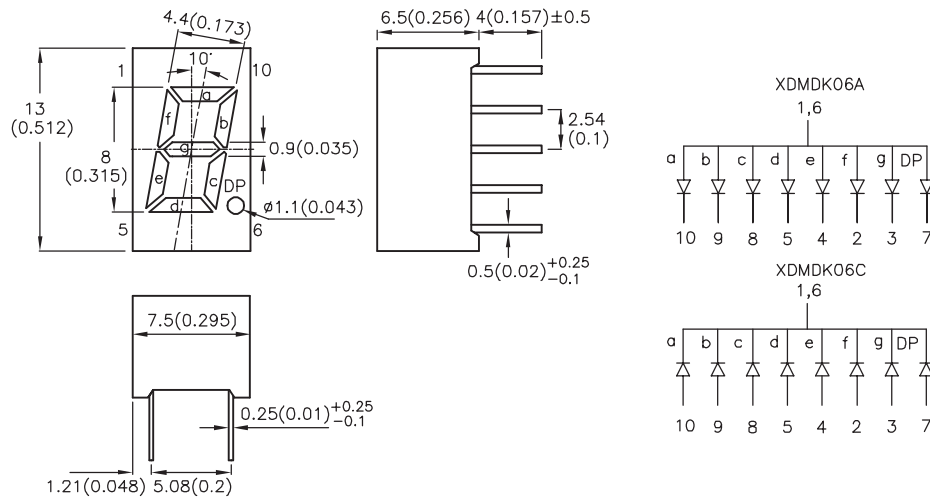



XZFAMDK10A2	-	◆ AlGaInP(Red)	645	3600	8290
-	XZFAVG10C2	◆ AlGaInP(Green)	574	1400	3090

SINGLE DIGIT

Part Number		Chip Structure (Emitted Color)	λ_{peak} (nm)	Intensity(ucd) $I_f=10mA$	
Common Anode	Common Cathode			Min.	Typ.

0.32"(8mm)

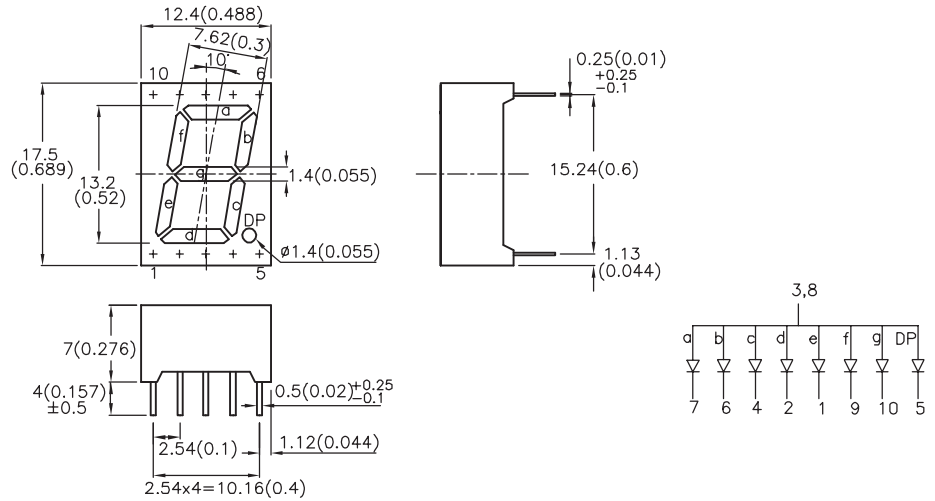



XDMDK06A	XDMDK06C	◆ AlGaInP(Red)	645	9000	20990
----------	----------	----------------	-----	------	-------

1. Dimension Unit: mm(inches), Tolerance: $\pm 0.25mm$ (0.01").
 2. Luminous intensity value and wavelength are in accordance with CIE127-2007 standards.
 3. We reserve the right to make changes at any time to enhance the design and / or performance of the product.

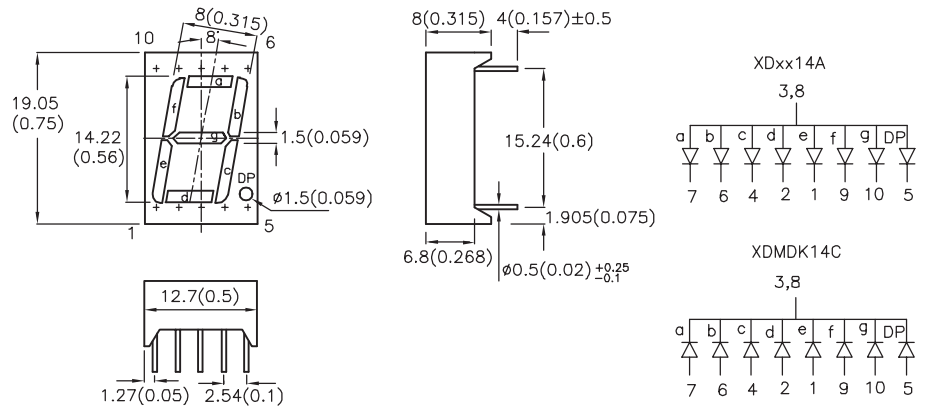

Part Number		Chip Structure (Emitted Color)	λ_{peak} (nm)	Intensity(ucd) $I_f=10mA$	
Common Anode	Common Cathode			Min.	Typ.

0.52"(13.2mm)



XDMDK13A	-	◆ AlGaInP(Red)	645	14000	31990
----------	---	----------------	-----	-------	-------

0.56"(14.22mm)



XDMDK14A	XDMDK14C	◆ AlGaInP(Red)	645	14000	26990
XDCBD14A	-	◆ InGaN(Blue)	460	9000	23990

1. Dimension Unit: mm(inches), Tolerance: $\pm 0.25mm$ (0.01").
 2. Luminous intensity value and wavelength are in accordance with CIE127-2007 standards.
 3. We reserve the right to make changes at any time to enhance the design and / or performance of the product.