



EAN code
 HRN-56/208V: 8595188130134
 HRN-56/240V: 8595188137119
 HRN-56/400V: 8595188137126
 HRN-56/480V: 8595188130189
 HRN-56/575V: 8595188130196

Technical parameters

HRN-56

	208	240	400	480	575
Supply/monitoring terminals:	L1, L2, L3				
Supply/measured voltage:	3x 208 V L-L (3x120 V L-N) (50-60 Hz)	3x 240 V L-L (3x139 V L-N) (50-60 Hz)	3x 400 V L-L (3x230 V L-N) (50-60 Hz)	3x 480 V L-L (3x277 V L-N) (50-60 Hz)	3x 575 V L-L (3x332 V L-N) (50-60 Hz)
Burden:	max. 2 VA/1 W				
Max. dissipated power (Un + terminals):	2 W				
Level Umin:	adjustable 70 - 95 % Un				
Level Uoff:	60 % Un				
Hysteresis:	2 %				
Max. permanent overload:	AC 3x 276 V	AC 3x 460 V	AC 3x 550 V	AC 3x 660 V	AC 3x 660 V
Peak overload <1s:	AC 3x 300 V	AC 3x 500 V	AC 3x 600 V	AC 3x 700 V	AC 3x 700 V
Time delay t1:	max. 500 ms				
Time delay t2:	adjustable 0 - 10 s				
Time delay t3:	max. 1 s				

Output

Number of contacts:	1x changeover/SPDT (AgNi/Silver Alloy)	
Current rating:	8 A/AC1	
Breaking capacity:	2000 VA/AC1, 240 W/DC	
Inrush current:	10 A	
Switching voltage:	250 V AC/24 V DC	
Indication of state:	red LED	
Mechanical life:	60.000.000 ops.	30.000.000 ops.
Electrical life (AC1):	150.000 ops.	200.000 ops.

Other information

Operating temperature:	-20 °C to +55 °C (-4 °F to 131 °F)	
Storage temperature:	-30 °C to +70 °C (-22 °F to 158 °F)	
Dielectrical strength:	4 kV (supply - output)	
Operating position:	any	
Mounting:	DIN rail EN 60715	
Protection degree:	IP40 from front panel/ IP10 terminals	IP40 from front panel/ IP20 terminals
Overvoltage category:	III.	
Pollution degree:	2	
Max. cable size (mm ²):	solid wire max. 2x 2.5 or 1x 4/ with sleeve max. 1x 2.5 or 2x 1.5 (AWG 12)	max. 1x 2.5, max. 2x 1.5/ with sleeve max. 1x 1.5 (AWG 12)
Dimensions:	90 x 17.6 x 64 mm (3.5" x 0.7" x 2.5")	90 x 52 x 65 mm (3.5" x 2" x 2.6")
Weight:	65 g (2.3 oz.)	65 g (2.3 oz.)
Standards:	EN 60255-1, EN 60255-26, EN 60255-27	

Function description

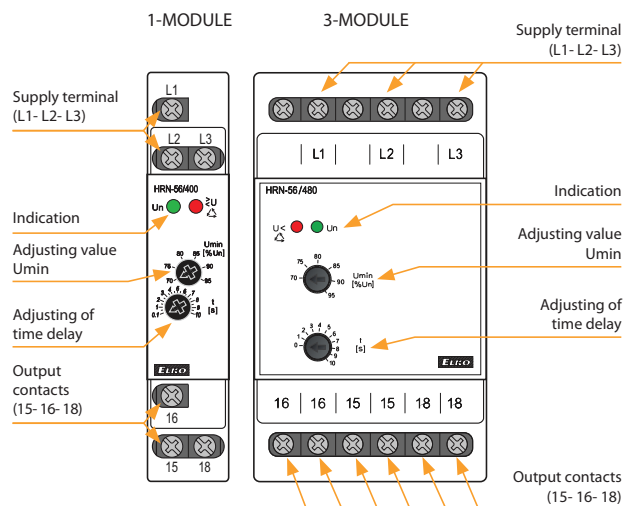
Relay in 3-phase main monitors correct phase sequence and phase failure. Green LED illuminates permanently and indicates energization. In case of phase failure red LED flashes and relay turns off. When changing to faulty state, time delay applies - delay setting is done by potentiometer on the front panel of the device. In case of incorrect phase sequence, red LED shines permanently and relay is open. In case supply voltage falls below 60 % Un (U_{off} lower level), relay immediately opens with no delay and faulty state is indicate by red LED.

HRN-56: Thanks to supply from all phases, relay is functional also in case of one phase failure.

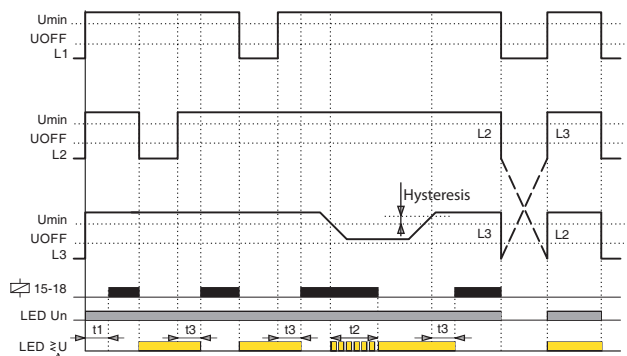
- Relay monitors phase sequence and failure (e.g. control of correct motor winding etc.).
- Relay is designated for monitoring of 3-phase networks.
- Supply from all phases which means that relay is functional also in case of one phase failure.
- Supply and monitored supply Un:

1-MODULE	3-MODULE
HRN-56/208 - 3x 208 V	HRN-56/480 - 3x 480 V
HRN-56/240 - 3x 240 V	HRN-56/575 - 3x 575 V
HRN-56/400 - 3x 400 V	
- Fixed delay t1 (500 ms), adjustable delay t2 (0.1 - 10 s) and fixed delay t3 (max. 1 s).

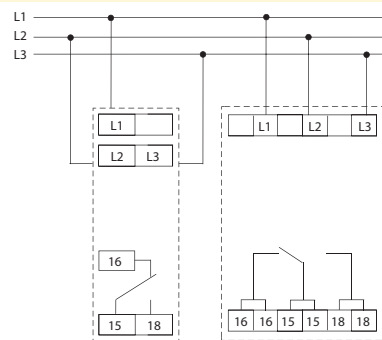
Description



Function



Connection



Symbol

