

# DTA12/240ASD



## Multifunction Time Relay

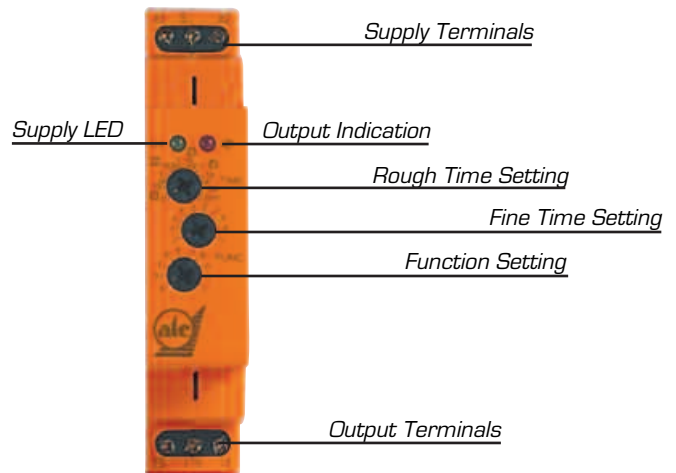
- 10 Time Functions
- Range 0.1 Sec to 10 Days
- DIN Rail Mounting

### Functions

Designed with 10 selectable operating modes and a universal power supply, the new ATC-Diversified Electronics DTA12/240ASD DIN Rail Timer is an ideal choice for most timing applications. Set-up is easy with the rotary switches providing time ranges from 0.1 seconds up to 10 days. Used on many applications such as industrial machines, exhaust fans, heating, lubricating, and pump and motor control, the DTA provides accurate time control while reducing your inventory.

- Supply voltage 12-240VAC/DC
- 10 modes of operation
  - 5 timing modes controlled by power supply
  - 4 control input timing modes
  - 1 timing mode with memory latching relay
- Time ranges from 0.1 seconds to 10 days
- 1-SPDT 16 Amp relay output
- Easy setup via rotary switches
- UL Listed

### Description



### SPECIFICATIONS

Timing Modes	10
Supply Connections	A1, A2
Supply Voltage	12-240VAC/DC (50/60Hz)
Power Consumption	3VA (AC)/ 1.7W (DC)
Power Tolerance	+10% , -15%
Power Indication	Green LED
Timing Ranges	0.1 Sec. to 10 Days
Time Setting	Rotary Switch
Setting Accuracy	5%
Repeat Accuracy	0.2% of Setting
Temp. Coefficient	0.01% per °C @ 23°C

### OUTPUT

Output Contacts	1-SPDT @ 16A
Inrush Current	30 A < 3 Sec.
Switch Voltage	250VAC / 24VDC
Min. Breaking Cap.	500mW
Output Indication	Red LED
Mechanical Life	3x10 <sup>7</sup>
Electrical Life	0.7x10 <sup>5</sup>

### ENVIRONMENTAL

Operating Temperature	-20 to 55°C (-4°F to 131°F)
Storage Temperature	-30 to 70°C (non condensing) (-22°F to 158°F)
Electrical Strength	4kW
Mounting	35mm DIN Rail
Protection Degree	IP 40
Max. Cable Size	2.5mm <sup>2</sup>
Dimensions	50 x 38 x 53mm (1.9" x 1.5" x 2.0")
Weight	57g (2.0 oz)
Standards	EN 61812-1, EN 61010-1
Approval	UL Listed (File # E322468)

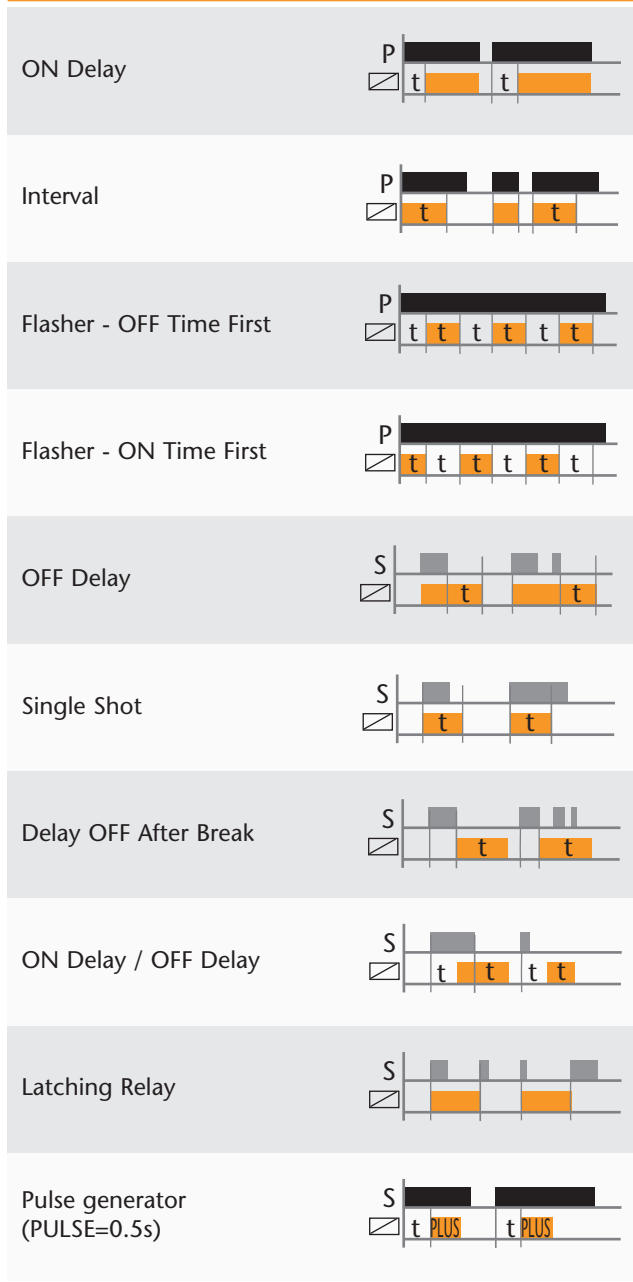
### CONTROL

Control Terminals	A1 S
Control Power	12 to 240VAC
Min. Pulse	25mSec
Reset Time	Max. 150mSec.


### ORDERING INFORMATION

Multifunction Time Relay	DTA12/240ASD
--------------------------	--------------

## Functions



## DTA Time Ranges



## Wiring Connection

