



Features:

- ✍ On Delay
- ✍ 10 Time Ranges
- ✍ Front knobs for Time Range & Time Scale
- ✍ Slim, Space Saving Design
- ✍ DIN Rail Mount

Size: DIN 17.5mm

Certifications:



Technical Specifications

Input Specifications

Accuracy	Setting: $\pm 5\%$ of F.S. Repeat: $\pm 0.5\%$ (F.S. = Full Scale)
Reset	Reset time < 100 msec

Output Specifications

Output Contact	SPDT (1 C/O)
Contact Rating	NO/5A, NC/3A@250V AC

Functional Specifications

Modes	On delay
Time Ranges	0.1 - 1 sec, 0.3 - 3 sec, 1 - 10 sec, 3 - 30 sec 0.1 - 1 min, 0.3 - 3 min, 1 - 10 min, 3 - 30 min 0.1 - 1 hr, 0.3 - 3 hr

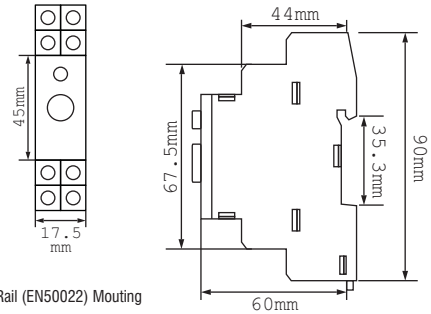
Supply Voltage

Supply Voltage	110VAC (50 or 60 Hz)
----------------	----------------------

Environmental Specifications

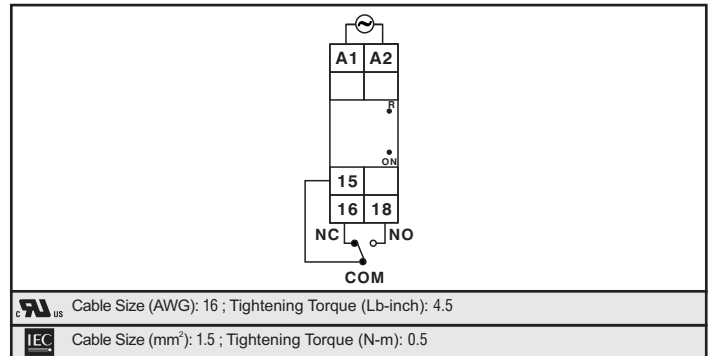
Temperature	Operating: 0 to 50°C (32 to 122°F) Storage: -20 to 75°C (-4 to 167°F)
Humidity (non-condensing)	95% RH
Weight	61 gms
Protection Level	NEMA 12

Dimensions

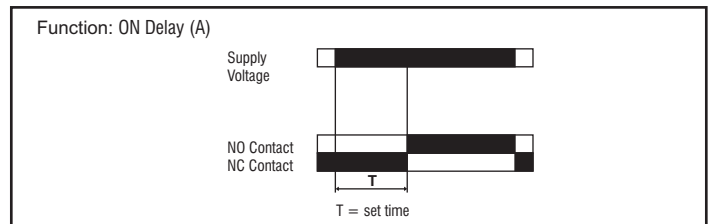


Symmetrical 35mm Din Rail (EN50022) Mounting

Terminal Connections



Timing Diagram



Ordering Information

Part No.	Supply Voltage		Certification	
	110V AC		CE	UL
175SO-110	■		■	■