




Highlights

- **NEW!** Flush Bezels for IDEC L6 and A6 16mm switches
- **NEW!** Only 2mm above panel surface
- **NEW!** Reduced rugged surface area for less dust accumulation
- Available in round, square or rectangular shapes
- Round bezels available in aluminum or plastic
- Easy installation
- IP65 degree of protection when used with IP65 control units
- See reverse for part numbers and ordering information



NEW bezels combine industrial-grade reliability with a sleek new 16mm style

Don't sacrifice looks for quality! With the new line of flush bezels from IDEC Corporation – specifically designed for our L6 and A6 16mm switches – you can have both.

IDEC flush bezels are only 2mm above the panel, providing a sharp and streamlined view, while still maintaining the highest levels of quality and performance. Not only that, but the sleeker design also cuts down on surface area and consequently prevents dust from accumulating in your control units, covers and panels, regardless of constant usage. This can lead to a decrease in microorganism and microbial growth, making it ideal for medical or food processing industries.

Available in round, square and rectangular shapes, we also offer a rectangular switch guard with spring return along with mounting hole plugs (round, square, rectangular). In addition, IDEC is thrilled to announce our 16mm L6 series switches now carry a 5A contact rating. This makes them a perfect fit for applications requiring smaller size, while still having substantial current requirements.

If you are looking for 16mm switches that are not only reliable and versatile, but are also designed with bezels to create a streamlined panel, then IDEC has what you need.

For additional information, visit our website at www.idec.com/usa.



New Flush Bezel Assembly



Part Numbers

New Flush Bezel for 16mm Switches

Part Numbers	Description	List Price (MSRP)
LA9Z-SM61	Round flush bezel, metal (aluminum color)	\$7.50
LA9Z-S61B	Round flush bezel, plastic (black)	\$3.50
LA9Z-S71B	Square flush bezel, plastic (black)	\$3.50
LA9Z-S81B	Rectangular flush bezel, plastic (black)	\$3.50
LA9Z-KS8	Switch guard w/ rectangular flush bezel, plastic	\$6.00

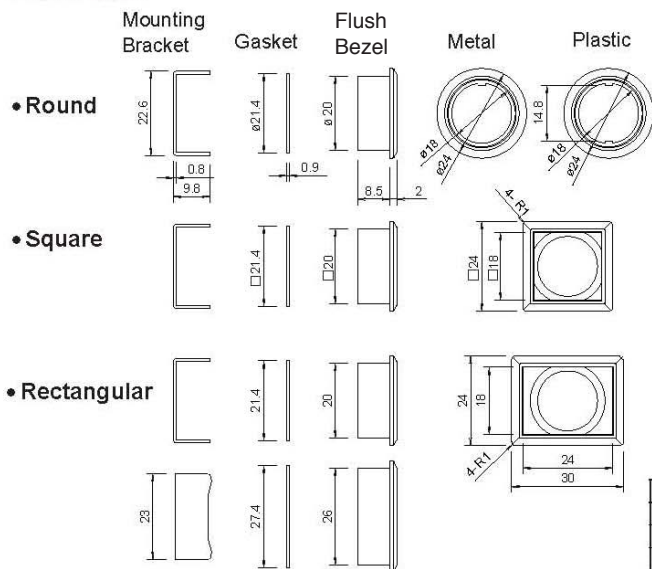
New Flush Bezel Accessories

Part Numbers	Description	List Price (MSRP)
LA9Z-BS6	Round mounting hole plug, plastic	\$3.50
LA9Z-BS7	Square mounting hole plug, plastic	\$3.50
LA9Z-BS8	Rectangular mounting hole plug, plastic	\$3.50

Dimensions

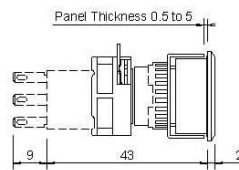
Dimensions

• Flush Bezel

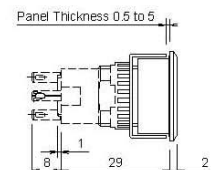


[Flush Bezel with Control Units]

• L6 Series



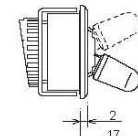
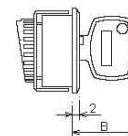
• A6 Series



Selector Switch
Illuminated Selector
Switch

Key Selector
Switch

Lever Switch

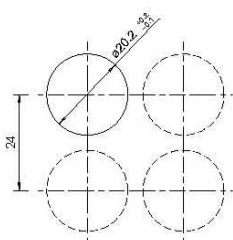


Unit	A (mm)
L6 selector switch	10.0
L6 illuminated selector	10.0
A6 selector switch	8.5

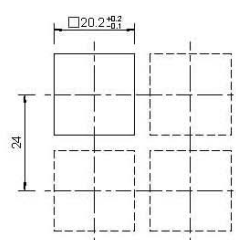
Unit	B (mm)
L6 key selector	18.1
A6 key selector	18.1

[Mounting Hole Layout]

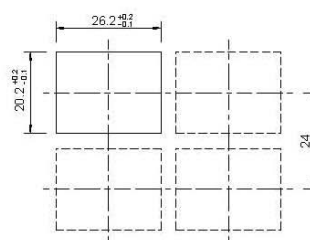
• Round



• Square



• Rectangular



For more information, call IDEC at: 800-262-IDEC (4332)
1175 Elko Drive • Sunnyvale, CA 94089
Fax: (408) 745-5258 • www.idec.com