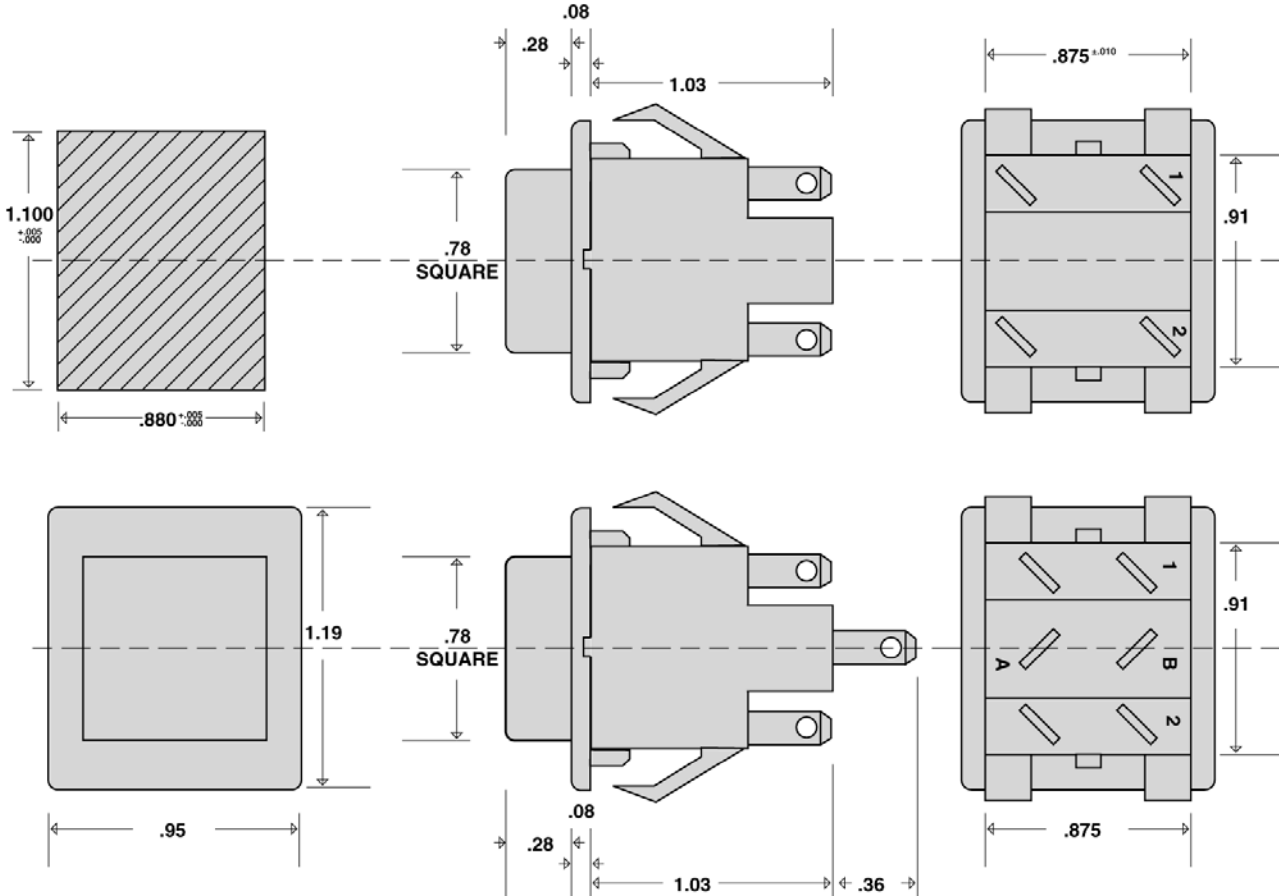








2

SWITCHES & KNOBS



 <p>Lamp or LED Voltage*</p> <p>6V=6 Volt Incandescent 12V=12 Volt Incandescent 28V=28 Volt Incandescent 125V= 125 Volt Neon 250V=250 Volt Neon 125VG=125 Volt Green Neon 250VG=250 Volt Green Neon 6VR=6 Volt Red LED 6VG=6 Volt Green LED 12VR=12 Volt Red LED 12VG=12 Volt Green LED</p>	 <p>Cap Style</p> <p>D**=Beveled Blank=Square Edged</p>	 <p>Lens Cap Color</p> <p>TRANSPARENT COLORS 1=Red 2=Clear 3=Amber 4=Green*** 5=Blue***</p> <p>OPAQUE COLORS 7=White 9=Black 11=Green 12=Red</p>	 <p>Housing Color</p> <p>Matte Finish M9=Black (For other colors contact factory)</p>	 <p>Accessories (Optional)</p> <p>B=Protective Barrier T=Boot CD=Clear Diffuser</p>
---	---	--	---	---