


## RY SERIES - 3A & 5A CONTACT RATING, 2 & 4 FORM C CONTACTS

### Features

- Compact miniature size saves space
- Gold-plated contacts
- 2PDT and 4PDT models, available with bifurcated cross-bar contacts, ensure reliable low-current switching for dry circuit applications
- Choice of plug-in/solder or PCB type terminals
- Options include check button for test operation and indicator lights on 4PDT models
- DIN rail, panel and PCB type sockets available for a wide range of mounting applications
- UL Recognized, CSA Certified, TUV certified, CE marked



### RY Series

Style	Contact Config.	Basic	Indicator Light	Check Button	Top Bracket
S Solder/Plug-in	DPDT	RY2S-U	-	-	RY2S-UT
	*DPDT	RY22S-U	-	-	RY22S-UT
	4PDT	RY4S-U	RY4S-UL	RY4S-UC	RY4S-UT
	*4PDT	RY42S-U	RY42S-UL	RY42S-UC	RY42S-UT
V PCB 0.031" (0.8mm) wide	DPDT	RY2V-U	-	-	-
	*DPDT	RY22V-U	-	-	-
	4PDT	RY4V-U	RY4V-UL	RY4V-UC	-
	*4PDT	RY42V-U	RY42V-UL	RY42V-UC	-


\* Models with bifurcated contacts NOTE: Add coil voltage to part number.

### Contact Ratings and Specifications

**Contact Material:** RY2, RY4-Silver (gold plated); RY22, RY42 (AgPd alloy)  
**Contact Resistance:** RY2, RY4 - 50 mΩ maximum (Initial Value)  
 RY22, RY42 -100 mΩ maximum  
**Operate Time:** 20 ms maximum  
**Release Time:** 20 ms maximum  
**Power Consumption:** RY2, RY22 AC- approx. 1 VA (60 Hz)  
 DC- approx. 0.8W,  
 RY4, RY42: AC-approx. 1.2 VA (60 Hz), DC- approx. 0.9W  
**Insulation Resistance:** 100 MΩ minimum (with 500V DC megger)  
**Dielectric Strength:** Between live and dead parts- 1500V AC, 1 minute  
 Between contact circuit and operating coil- 1500V AC, 1 minute  
 Between contact circuits- 1000V AC, 1 minute  
**Frequency Response:** 1800 operations/hour  
**Temperature Rise:** Coil: 153°F (85°C) maximum  
**Contact:** 117°F (65°C) maximum  
**Vibration Resistance:** 0 to 6G (55 Hz) maximum  
**Shock Resistance:** RY2, RY22 -10G minimum; RY4, RY42- 20G minimum  
**Electrical Life:** 200,000 operations minimum (120V AC, 3A)  
**Mechanical Life:** 50,000,000 operations minimum  
**Operating Temperature:** -22° to 158°F (-30°C to 70°C)

### Coil Ratings

Rated Voltage (V)			Rated Current ±15% @ 20°C				Coil Resistance ±10% @ 20°C	
			60Hz		50Hz			
AC	DPDT	4PDT	DPDT	4PDT	DPDT	4PDT	RY2 DPDT	RY42 DPDT
	6V	6V	150mA	200mA	170mA	240mA	18.8Ω	9.4Ω
	12V	12V	75mA	100mA	86mA	121mA	76.8Ω	39.3Ω
	24V	24V	37mA	50mA	42mA	60.5mA	300Ω	153Ω
	120V	120V	7.5mA	11mA	8.6mA	13.1mA	7680Ω	4170Ω
	-	240V	-	5.5mA	-	6.6mA	-	15210Ω
DC	DPDT	4PDT	DPDT		4PDT		DPDT	4PDT
	6V	6V	128mA		150mA		47Ω	40Ω
	12V	12V	64mA		75mA		188Ω	160Ω
	24V	24V	32mA		36.9mA		750Ω	650Ω
	48V	48V	18mA		18.5mA		2660Ω	2600Ω
	-	110V	-		9.1mA		-	12100Ω

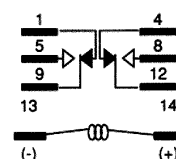


### Sockets

Relay	Sockets				Spring (Optional)
	DIN Rail Mount		Panel Mount	PC Mount	
	Standard	Fingersafe			
RY2S RY22S	SY2S-05	SY2S-05C	SY2S-51	SY2S-61	SY2S-02F1, SFA-202 SFA-301, 302 SY4S-51F1
RY4S RY42S	SY4S-05	SY4S-05C	SY4S-51	SY4S-61 SY4S-62	SY4S-02F1 SFA-101, 202 SFA-301, 302 SY4S-51F1

### Internal Circuit

#### RY2, RY22



#### RY4, RY42

