

**ORDERING INFORMATION**

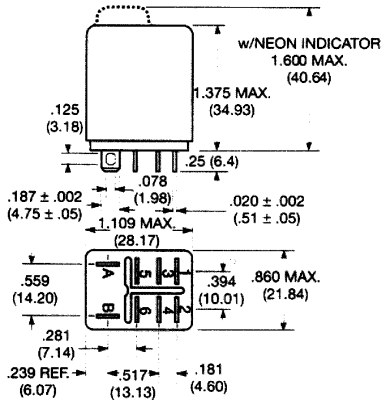
<b>Typical Part No. &gt;</b>	<b>K10</b>	<b>P</b>	<b>-11</b>	<b>D</b>	<b>1</b>	<b>5</b>	<b>-6</b>
<p><b>1. BASIC SERIES:</b> K10 = 15 amp miniature relay.</p> <p><b>2. COVER:</b> P = Polycarbonate (smoke color). L = Neon indicator, polycarbonate cover. N = Nylon (natural color). Available only with 120VAC or 110VDC coils.</p> <p><b>3. CONTACT ARRANGEMENT:</b> 7 = 2 Form A (DPST-NO)    11 = 2 Form C (DPDT)    50 = 1 Form A + 1 Form B (SPST-NO + SPST-NC)</p> <p><b>4. COIL INPUT:</b> A = 50/60 Hz. AC    D = DC</p> <p><b>5. MOUNTING AND TERMINATION:</b> 1 = Socket mount; .187" (4.75 mm) quick connect/solder terminals. 3 = Mounting plate with stud on narrow side; .187" (4.75 mm) quick connect/solder terminals. 4 = Mounting plate with stud on end of cover; .187" (4.75 mm) quick connect/solder terminals (Not available with neon indicator or 240VAC coil). 5 = Printed circuit terminals; .160" length. 7 = Printed circuit terminals; .120" length. T = Mounting bracket on end of cover; .187" (4.75 mm) quick connect/solder terminals. (Not available with neon indicator).</p> <p><b>6. CONTACT TYPE:</b> 5 = 15 amp silver-cadmium oxide</p> <p><b>7. COIL VOLTAGE:</b> To 240VAC or 110VDC, see coil data table.</p>							

**STOCK ITEMS** - The following items are normally maintained in stock for immediate delivery.

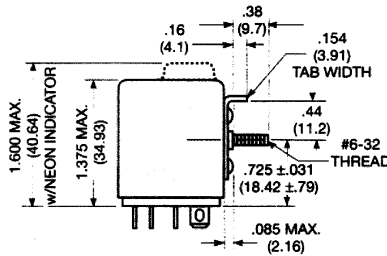
K10P-11A15-6	K10P-11AT5-120	K10P-11D55-12
K10P-11A15-12	K10P-11D15-6	K10P-11D55-24
K10P-11A15-24	K10P-11D15-12	K10P-11D55-110
K10P-11A15-48	K10P-11D15-24	K10P-11DT5-12
K10P-11A15-120	K10P-11D15-110	K10P-11DT5-24

**OUTLINE DIMENSIONS**

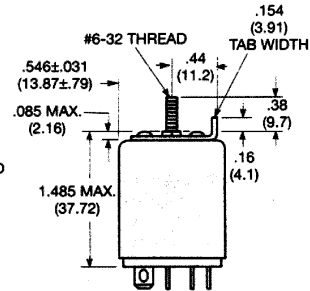
**MOUNTING CODE 1**  
SOCKET MOUNT



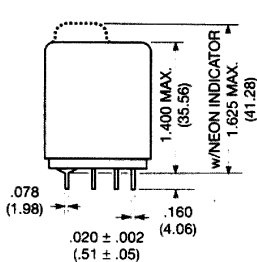
**MOUNTING CODE 3**  
STUD ON NARROW SIDE



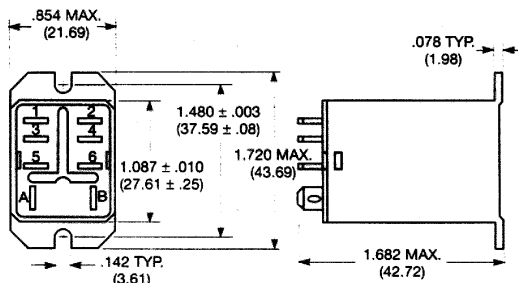
**MOUNTING CODE 4**  
STUD ON END



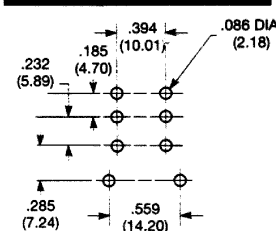
**MOUNTING CODE 5**  
PRINTED CIRCUIT TERMINALS



**MOUNTING CODE T**



**PC BOARD LAYOUT**



**WIRING DIAGRAM**

