
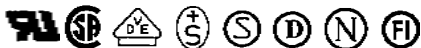


AC Power Outlet IEC 320 - C13

Max. Rating: UL & CSA 15A/250VAC - VDE 10A/250VAC




AC Power Outlets. Female power outlets available in screw or snap-in mounting and various terminals.

Mfg.'s Type	Description	Terminals	Figure
710W-00/01	Screw Mount	Solder Tab	R
710W-00/02	Screw Mount	.187 Q.D./Solder Tab	R
710W-00/03	Screw Mount	.250 Q.D.	R
716W-X2/01*	Universal Snap-In	Solder Tab	S
716W-X2/02*	Universal Snap-In	.187 Q.D./Solder Tab	S
716W-X2/03*	Universal Snap-In	.250 Q.D.	S
716W-15/05**	Snap-In Mount	Solder Tab	T
716W-15/10**	Snap-In Mount	.187 Q.D./Solder Tab	T
716W-15/15**	Snap-In Mount	.250 Q.D.	T

* Universal snap-in feature to fit 0.8mm - 2.0 mm panel thickness

** Panel Thickness = 1.5 mm. Also available are 1.0 mm, 2.0 mm, 2.5 mm and 3.0mm.

Safety Retainer Clip Kit

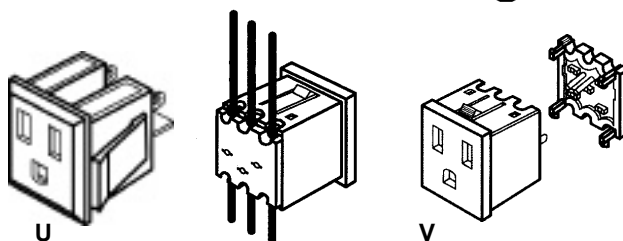


Safety Retainer Clips. Used in conjunction with (1) AC Power Plug assemblies or detachable power cordsets to help prevent accidental removal of the power cord from (2) AC Power Inlets and Outlets. Each kit consists of 1 Stainless Steel Clip, 2 Threaded Posts, 2 Threaded Nuts and 2 Washers.

Mfg.'s Type	Description
730B-00/00	Clip Kit for use with Series 703 and 716
731B-00/00	Clip Kit for use with Series 707
732B-00/00	Clip Kit for use with Series 719

NEMA 5-15R Power Outlet

Max. Rating: UL & CSA 15A/125VAC



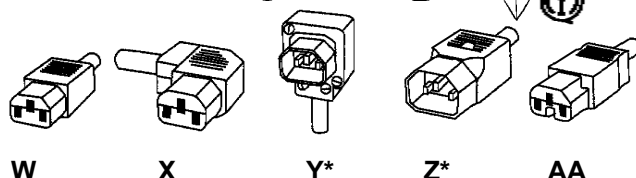
Nema 5-15R Power Outlet. Snap-in outlets with quick disconnect and IDC terminals.

Mfg.'s Type	Description	Terminals	Fig.
738W-X2/03	Snap-In Mount	Q.D./Solder	U
739W-X2/03*	Snap-In Mount	IDC Terminals	V
739W-X2/04**	Snap-In Mount	IDC Terminals	V

Note: * 12-14 AWG ** 16-18 AWG (use with solid wire 739W series)

AC Power Plug Assemblies

Max. Rating: UL & CSA 10A/250VAC - VDE 10A/250VAC




AC Power Cord Plug Assemblies. Male and female rewireable plug connectors with straight and 90° angle cable entry. Easily converts a power cord into a detachable power cordset.

Mfg.'s Type	Description	Terminals	Figure
704-00/00	Straight Entry	Screw	W
705-00/00	Angled Entry	Screw	X
711-00/00	Angled Entry	Screw	Y
712-00/00	Straight Entry	Screw	Z
709-00/00	Straight Entry	Screw	AA

* UL, CSA, BEAB approvals only

Multi-Function Modules IEC 320 - C14

Max. Rating: UL & CSA 6A/250VAC - VDE 10A/250VAC



Multi-Function Modules. Both snap-in and screw mount incorporates an IEC male power inlet, fuseholder and optional voltage selector and power switch.

Mfg.'s Type	Description	Housing Type	Terminals	Fuseholder Type	Power Switch	Voltage Selector	Figure
761-18/003*	Snap-In Mount	Plastic	Solder Tab	Single 6.3 x 32	SPST	----	BB
761-18/004*	Snap-In Mount	Plastic	Solder Tab	Single 5 x 20	DPST	----	BB
762-18/002*	Snap-In Mount	Metal	.250 Q.D.	Single 5 x 20	SPST	----	CC
762-18/003*	Snap-In Mount	Metal	.250 Q.D.	Single 5 x 20	DPST	----	CC
762-18/004*	Snap-In Mount	Metal	.250 Q.D.	Single 5 x 20	SPST	Rear	DD
762-18/005*	Snap-In Mount	Metal	.250 Q.D.	Single 5 x 20	DPST	Rear	CC
763-00/001	Screw Mount	Plastic	Solder Tab	Double+	DPST	Front	EE
764-00/002	Screw Mount	Plastic	Solder Tab	Double 5 x 20	DPST	----	FF
764-00/003	Screw Mount	Plastic	Solder Tab	Double 5 x 20	DPST	Front	GG

* Panel Thickness 1.0-1.8 mm. +Fuseholder for 5 X 20 mm (EURO) or 6.3 X 32 mm (North American Type).