


70-463-1 Socket/15 Amp Rating, 300 Volts



BOLD-FACED PART NUMBERS ARE NORMALLY STOCKED

Standard Part Number	Description
70-463-1	11-Pin, DIN/Panel Mount with Screw Terminals & Clamping Plates



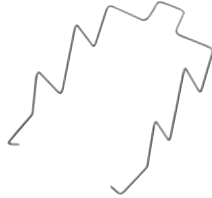
General Specifications (UL 508)

Characteristics	Units	Value
Number of Terminals		11
Electrical Rating		
Nominal Voltage Rating	Volts	300
Nominal Current Rating	Amps	15
Dielectric Strength		
Output to Adjacent Output Terminals	V rms	2000
Output to Input Terminals	V rms	2000
Terminals to Rail / Chassis	V rms	2000
Temperature		
Operating Range:	°C	- 40 to + 80
Storage Range:	°C	- 40 to + 105
Construction		
Internal Metal Tracks		Copper Alloy, Zinc Plated
Screw Terminals		Steel, Zinc Plated
Screw Style		Combination Head,
Screw size	mm	M3.5
Screw Torque 3.5 mm (Maximum)	Lb-in / Nm	9 / 1.0
Miscellaneous		
Socket Mounting:		Din / Panel
Wire Size Capacity (Maximum)	EN 60204-1	AWG mm2
Soild Cu	AWG, mm2	14 / 16 (2) 2.5 / 1.5 (2)
Stranded Cu	AWG, mm2	14 / 16 (2) 2.5 / 1.5 (2)
Wire Connection Method		Screw Clamping
DIN Rail Mounting	EN 60715	35mm
Chassis Mount Screw Torque	Lb-in / Nm	7 / 0.8
Flamability Rating	Class	94V-0
Body Color		Light Gray
DIN Locking Method		Red Plastic Locking Clip
Product Certification		UL, CSA
Conformance		CE, RoHS
Weight	grams	51

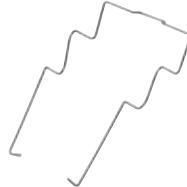
Optional Mating Accessories



788 Relay



16-1351



16-1344



16-700DIN



16-DCLIP-1

Standard Part Number	Description	Catalog Location
788	Relay	Section 1 p.30-38
16-1351	Metal Hold-Down Clip used with 788, 785, 711, 388 Relays	Section 3 p.8-11
16-1344	Metal Hold-Down Clip for TDRSOX/SRX Relays	Section 3 p.8-11
16-700DIN	Metal DIN Rail	Section 3 p.19
16-DCLIP-1	DIN Rail Locking Clip	Section 3 p.19

