

Heat Sink/Class 6 Solid State Relay



Thermal management is a fundamental consideration in the design and use of Solid State Relays (SSRs) because of the contact dissipation (typically 1 W per amp). It is vital that sufficient heat sinking is provided, or the life and switching reliability of the SSR will be compromised. The unique design of the Magnecraft aluminum heat sink maximizes heat dissipation. Available for Magnecraft's panel mount SSRs and ensures reliable operation when properly selected for the specific application. For ease of installation, all mounting holes are pre-drilled and tapped.


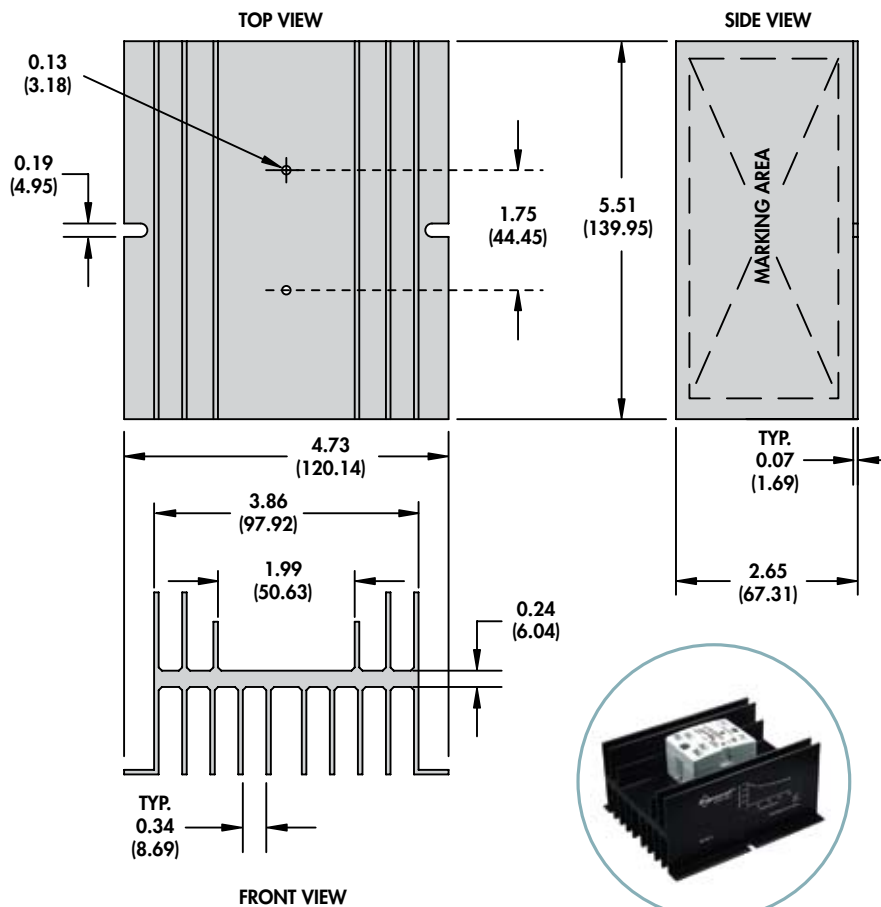
SECTION 3

Characteristics

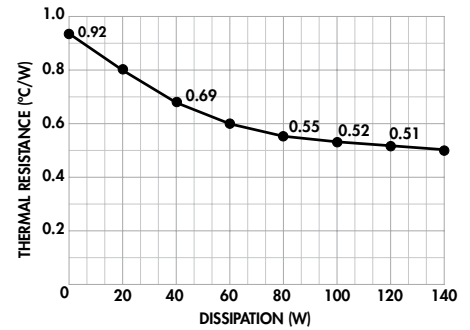
Description	SSR-HS-1 Aluminum Heat Sink for Class 6 Relay
Function	Maximizes Heat Dissipation
Weight	19.7 ounces (558.5 grams)

Used With these Solid State Relays

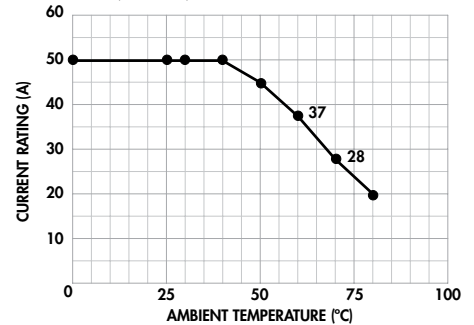
Up to 50 Amps	6 Series (Sec. 4, p.18-27)
---------------	----------------------------



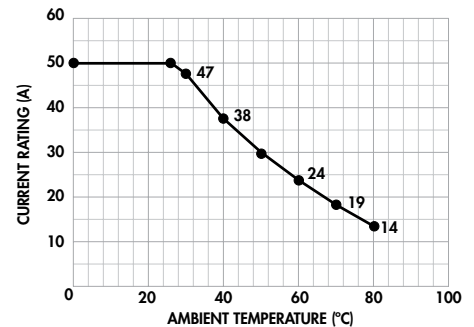
THERMAL RESISTANCE vs POWER DISSIPATION



THERMAL DERATING CURVE for 50A CLASS 6 with (70 CFM) FAN



THERMAL DERATING CURVE for 50A CLASS 6 without FAN



User Guide:

The Magnecraft SSR should be firmly mounted on a clean, smooth heat sink surface using thermally conductive or suitable thermal transfer pads.

- Model matches heat dissipation requirements for Magnecraft 6 Series SSRs; up to 50 amps.
- Magnecraft design achieves outstanding thermal efficiency.
- Pre-drilled and tapped to suit Magnecraft SSR 6 Series "hockey puck style" range.