

Suitable for various electronic devices with unique dustproof structure and sharp operation feeling



### Typical Specifications

Items	Specifications
Rating (max.)	50mA 12V DC
Rating (min.)	10 $\mu$ A 1V DC
Initial contact resistance	100m $\Omega$ max.
Travel (mm)	0.3

### Product Line

Product No.	Operating force	Operating direction	Operating life (5mA 5V DC)	Stem color	Height	Minimum order unit (pcs.)	
						Japan	Export
SKHWALA010	1.57N	Top push	1,000,000 cycles	Dark gray	h=4.3mm	1,000	1,000
SKHWARA010	2.55N		500,000 cycles	Red			
SKHWAPA010	1.57N		1,000,000 cycles	Dark gray	h=5mm		
SKHWAQA010	2.55N		500,000 cycles	Red			

### Packing Specifications

Bulk

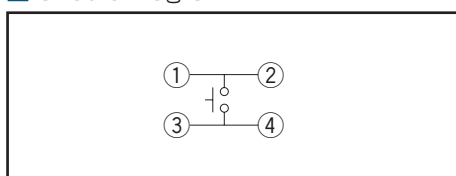
Number of packages (pcs.)		Export package measurements (mm)
1 case / Japan	1 case / export packing	
10,000	30,000	309×476×347

### Dimensions

Unit:mm

Style	PC board mounting hole dimensions (Viewed from switch mounting face)

### Circuit Diagram



### Note

Please use 1.6mm thick PC boards.

Refer to P.235 for soldering conditions.

# TACT Switch™

## List of Varieties

TACT Switch™















Sharp Feeling

Soft Feeling

Snap-In Type

Surface Mount Type

Radial Type

Type		Sharp Feeling Type							
		Snap-in							
Series		SKHL	SKHH	SKHW	SKQJ	SKQB	SKQE	SKHC	
Photo									
Features		—	—	—	—	—	Long-life	—	
Water-proof		—	—	—	—	●	—	—	
Dustproof		—	—	●	●	●	●	—	
IP standard		—	—	—	—	—	—	—	
Operating direction	Top push	●	●	●	●	●	●	●	
	Side push	—	—	—	—	—	—	—	
Dimensions (mm)	W	6	□6		□6.6	□10	□12		
	D	3.5							
	H	4.3/5	See the relevant pages for respective product descriptions		4.3/5	5	5/13/23.2	See the relevant pages for respective product descriptions	
Operation force coverage	1N max.	↕	↕	↕	↕	↕	↕	↕	
	1N to 2N								
	2N to 3N								
	3N to 4N								
	4N to 5N								
Travel (mm)		0.25		0.3	0.25	0.3			
Ground terminal		—	○	—	—	—	—	—	
Operating temperature range		-40°C to +90°C			-20°C to +70°C		-40°C to +90°C		-40°C to +85°C
Automotive use		●	●	—	—	●	—	—	
Life Cycle									
Electrical performance	Rating (max.) (Resistive load)	50mA 12V DC							
	Rating (min.) (Resistive load)	10μA 1V DC							
	Insulation resistance	100MΩ min. 100V DC 1min.							
	Voltage proof	250V AC 1min.							
Durability	Vibration	10 to 55 to 10Hz/min., the amplitude is 1.5mm for all the frequencies, in the 3 direction of X, Y and Z for 2 hours respectively							
	Lifetime	Shall be in accordance with individual specifications.							
Environmental performance	Cold	-40°C 96h			-30°C 96h	-40°C 96h			
	Dry heat	90°C 96h			80°C 96h	90°C 96h			
	Damp heat	60°C, 90 to 95%RH 96h				60°C, 90 to 95%RH 1,000h	60°C, 90 to 95%RH 96h		
Page		173	175	179	180	182	184	186	

W : Width. The most outer dimension excluding terminal portion.  
D : Depth. The most outer dimension excluding terminal portion.  
H : Height. The minimum dimension if there are variances.

TACT Switch™ Soldering Conditions . . . . . 235  
TACT Switch™ Cautions . . . . . 236

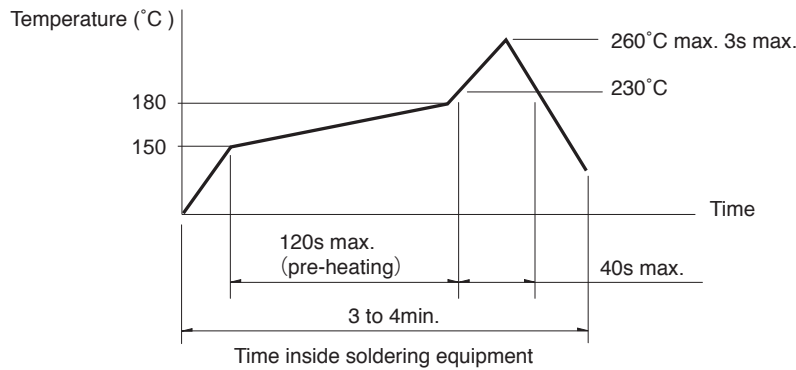
### Notes

1. The automotive operating temperature range to be individually discussed upon request.
2. ● Indicates applicability to all products in the series, while ○ indicates applicability to some products in the series.

## Condition for Reflow

Available for Surface Mount Type.

Temperature profile



### Notes

1. Please confirm the specifications of our product for the detailed condition.
2. Soldering conditions differ depending on reflow soldering machines. Prior verification of soldering condition is highly recommended.

## Conditions for Auto-dip

Available for Snap-in Type and Radial Type.

Items	Condition
Flux built-up	Mounting surface should not be exposed to flux
Preheating temperature	Ambient temperature of the soldered surface of PC board. 100°C max.
Preheating time	60s max.
Soldering temperature	260°C max.
Duration of immersion	5s max.
Number of soldering	2times max.

### SKHH Series

Items	Condition
Flux built-up	Mounting surface should not be exposed to flux
Preheating temperature	Ambient temperature of the soldered surface of PC board. 110°C max.
Preheating time	60s max.
Soldering temperature	260°C max.
Duration of immersion	5s max.
Number of soldering	2times max.

### SKHL Top Push Type, SKQJ Series

Items	Condition
Flux built-up	Mounting surface should not be exposed to flux
Preheating temperature	Ambient temperature of the soldered surface of PC board. 100°C max.
Preheating time	45s max.
Soldering temperature	255°C max.
Duration of immersion	5s max.
Number of soldering	2times max.

### Notes

1. Prevent flux penetration from the top side of the TACT Switch™.
2. Switch terminals and a PC board should not be coated with flux prior to soldering.
3. The second soldering should be done after the switch is stable with normal temperature.
4. Use the flux with a specific gravity of min 0.81.  
(EC-19S-8 by TAMURA CORPORATION, or equivalents.)

## Manual Soldering

Items	Condition
Soldering temperature	350°C max.
Duration of soldering	3s max.
Capacity of soldering iron	60W max.

### SKHH, SKHW Series

Items	Condition
Soldering temperature	360°C max.
Duration of soldering	3s max.
Capacity of soldering iron	60W max.

### SKTD, SKTG, SKQJ, SKSN Series

Items	Condition
Soldering temperature	350°C max.
Duration of soldering	3s max.
Capacity of soldering iron	20W max.