


DPS8 SERIES MINIATURE PUSHWHEEL SWITCHES



FEATURES

- Lower cost miniature pushwheel switches with large visible readout characters .
- Bi-directional snap action detent pushbutton mechanism.
- Black housing and drum with white printing.
- Gangable rear mounting models with spacers and side covers.
- Gold wiping action contacts.
- P.C. board options include solderable lands.

DPS8 SPECIFICATIONS

Panel mounting hole:	
Height	.709"(18mm)
Width	.315"(8mm)
Installed depth with p.c. board:	
Short	1.260"(32mm)
Long	1.614"(41mm)
Insertion from front	no
Insertion from rear	yes

CODES

Code	positions	marking	
111 Decimal	10	0-9	see truth tables
131 BCD	10	0-9	see truth tables
137 BCD comp	10	0-9	see truth tables
141 BCD + comp	10	0-9	see truth tables
301 Hexadecimal	16	0-9, A-F(0-15)	see truth tables
400 change-over	10	+,-,+,-,etc..	see truth tables

ELECTRICAL DATA

Operating voltage:	40 V max.
Contact load, static:	1 A max.
Contact load, dynamic:	100 mA max.
Contact resistance (type AK):	less than 100 mOhm

TECHNICAL DATA

Operating temperature range:	-20°C to 80°C
Electric life, min. switching cycles	1,000,000
Actuation force, approx (oz.):	14
Weight, approx. (grams):	4
Character height:	10 digit .193" (4.9mm) 16 digit .134" (3.4mm)
Audible click	yes
Vibration DIN IEC 68, parts 2-6	yes
Shock DIN 40046, part 7	yes

MATERIALS

Body:	PPO
PC board:	FR 4 DIN 40802 IEC 249-2, Contact surface gold over nickel on copper
Sliding contact:	Gold over nickel on copper alloy

STANDARD COLORS

Housing, Drum, Printing	
2 = black 3 = white	2,2,3

Other special features are available upon request including:

- Factory or customer set stops (10 digit models)
- L.E.D. illumination (transparent drum)
- Red digits
- Decimal point
- Special codes or printing
- Gray housing
- See sockets at end of Pushwheel section.

SPECIFICATIONS SUBJECT TO CHANGE WITHOUT NOTICE

J

DPS8 SERIES MINIATURE PUSHWHEEL SWITCHES

TRUTH TABLES

**CODE 131
BCD**

	C	1	2	4	8
0	●				
1	●	●			
2	●		●		
3	●	●	●		
4	●			●	
5	●	●			●
6	●		●	●	
7	●	●	●	●	
8	●				●
9	●	●			●

**CODE 137
BCD COMP.**

	C	1	2	4	8
0	●	●	●	●	●
1	●		●	●	●
2	●	●		●	●
3	●			●	●
4	●	●	●		●
5	●		●		●
6	●	●			●
7	●	●			●
8	●	●	●	●	
9	●		●	●	

**CODE 400
CHANGE-OVER**

	C	A+	A-
+	●	●	
-	●		●
+	●	●	
-	●		●
+	●	●	
-	●		●
+	●	●	
-	●		●
+	●	●	
-	●		●

**CODE 301
HEXADECIMAL**

	1	2	4	8	C
0					●
1	●				●
2		●			●
3	●	●			●
4			●		●
5	●		●		●
6		●	●		●
7	●	●	●		●
8				●	●
9	●			●	●
A		●		●	●
B	●	●		●	●
C			●	●	●
D	●		●	●	●
E		●	●	●	●
F	●	●	●	●	●

**CODE 111
DECIMAL**

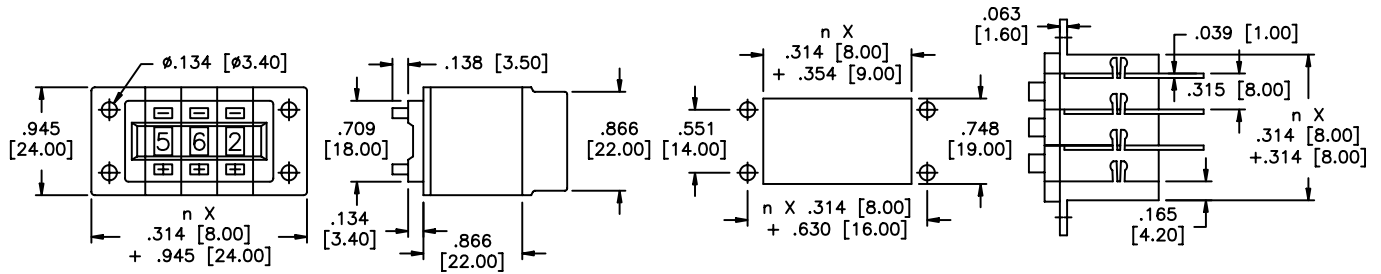
	C	0	1	2	3	4	5	6	7	8	9
0	●	●									
1	●		●								
2	●			●							
3	●				●						
4	●					●					
5	●						●				
6	●							●			
7	●								●		
8	●									●	
9	●										●

**CODE 141
BCD + COMP.**

	C	1	2	4	8	1	2	4	8
0	●					●	●	●	●
1	●	●				●	●	●	●
2	●		●			●	●	●	●
3	●	●	●			●	●	●	●
4	●			●		●	●	●	●
5	●	●		●		●	●	●	●
6	●		●			●	●	●	●
7	●	●	●	●		●	●	●	●
8	●			●		●	●	●	●
9	●	●		●		●	●	●	●

MECHANICAL OUTLINE WITH PANEL CUT-OUT & MOUNTING

n = number of switches



PIN CONNECTIONS

● The switching mode is shorting - i.e. - even during actuation, at least one output is connected to input C.

● "bl" is used for models ordered with L.E.D. illumination only.

AK

131	+	C	1	2	4	8	-	
137	+	C	1	2	4	8	-	
141	1	1	2	2	4	4	8	8
301	+	1	2	C	8	4	-	
400	+	C		A+	A-		-	
111	0	1	2	3	4	C	5	6
111bl	+	0	1	2	3	4	C	5

Pitch .079"(2mm)

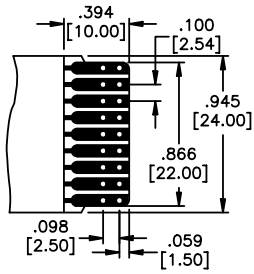
Pitch .067"(1.7mm)

131	C	1	2	4	8
301	C	1	2	4	8

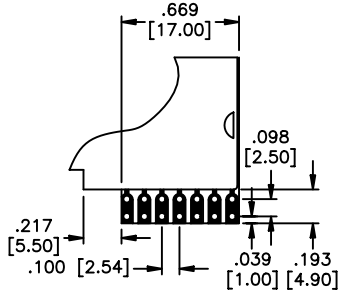
131	C	1	2	4	8		
137	C	1	2	4	8		
301	C	1	2	4	8		
400	C		+	-			
131bl	+	C	1	2	4	8	-

DPS8 SERIES MINIATURE PUSHWHEEL SWITCHES

PRINTED CIRCUIT OPTIONS

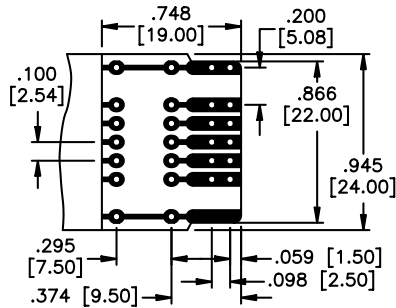


AK short p.c. board



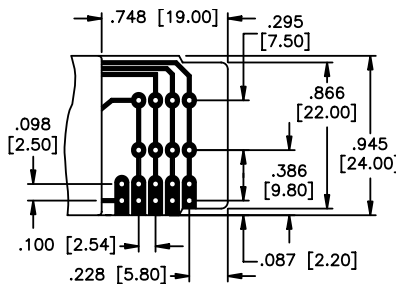
AKU short p.c. board

P.C. boards have .039" (1mm) holes and are suitable for soldering or socket connection (with the exception of LED illumination option).

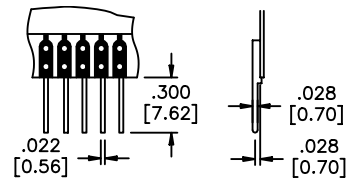


AL long p.c. board

For BCD models, the output traces are supplied disconnected



ALU long p.c. board



LS p.c. board w/solder pins

Ordering information: Below is an order format that enables you to 'build your own switch' and specify the correct switch model number by simply selecting from available options shown and filling in the boxes. Consult factory for fully assembled switches.

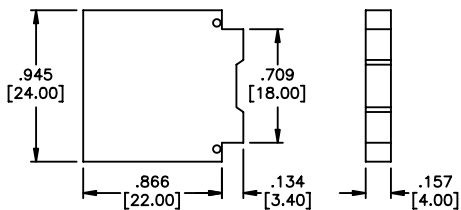
'BUILD YOUR OWN SWITCH' ORDER FORMAT

Series model	Code	P.C. board	Terminations	Standard colors
D P S 8	<input type="text"/>	<input type="text"/>	<input type="text"/>	<input type="text"/>
	1 1 1 Decimal	A K Short	(NONE)	Black housing.
	1 3 1 BCD	A K U Short (rt. angle)	L S With p.c. solder pins	& drum, white lettering.
	1 3 7 BCD comp.	A L Long		
	1 4 1 BCD +comp.	A L U Long (rt. angle)		
	3 0 1 Hexadecimal.			
	4 0 0 Change-over			

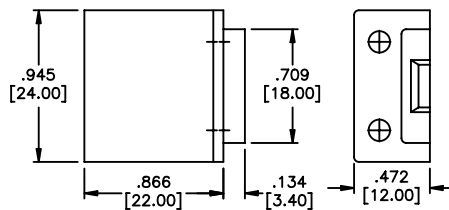
Example of complete model no.: **DPS8131ALLS2**
Order SP12 as a separate line item for limit stop pin (for 10 position models only).

ACCESSORIES

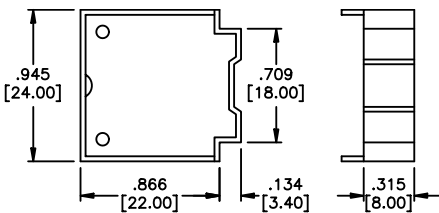
Order separately



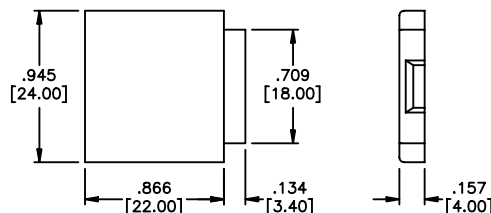
DPS8A2 Spacer



DPS8PW2 Pair of side covers



DPS8L2 Dummy housing



DPS8P2 Pair of side covers

DPS8L2

Dummy switches

These are empty plastic housings with the same dimensions as DPS8 model (see outline). Use to fill hole where switch is not needed.

J

SPECIFICATIONS SUBJECT TO CHANGE WITHOUT NOTICE