




Solid State Timers and Controllers

4950

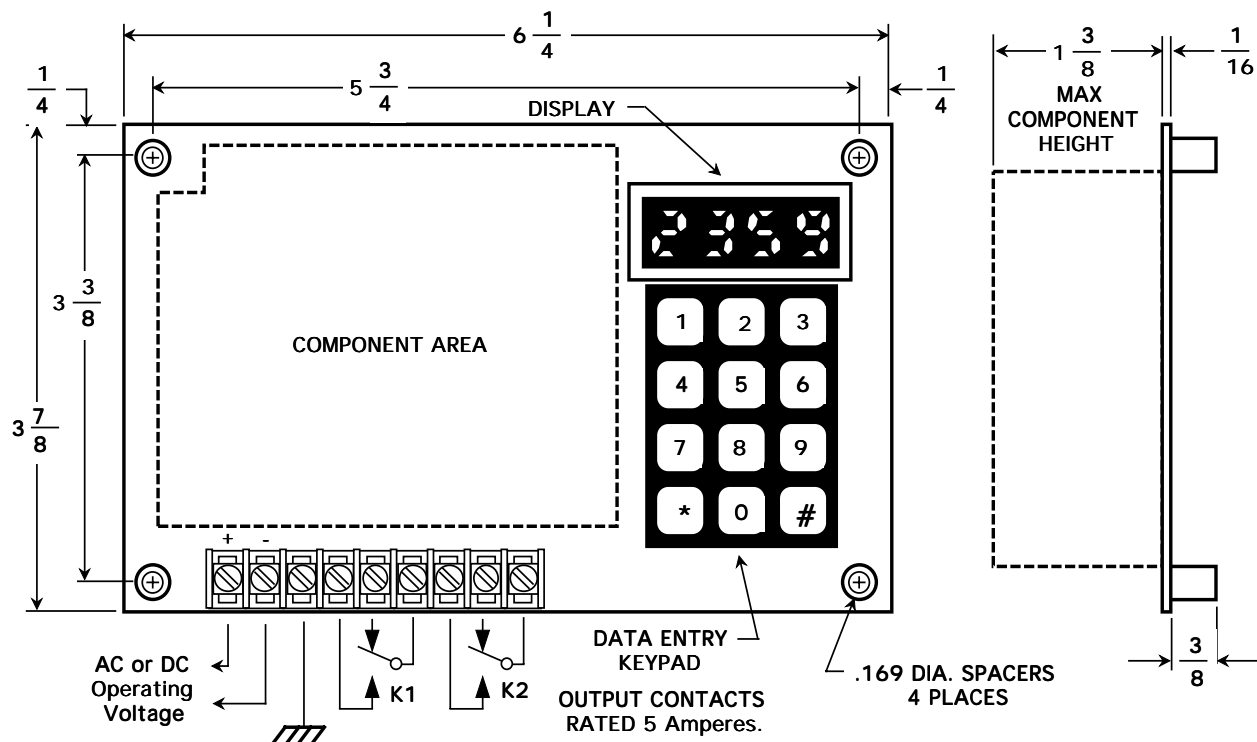
7 Day- Programmable Event Controller



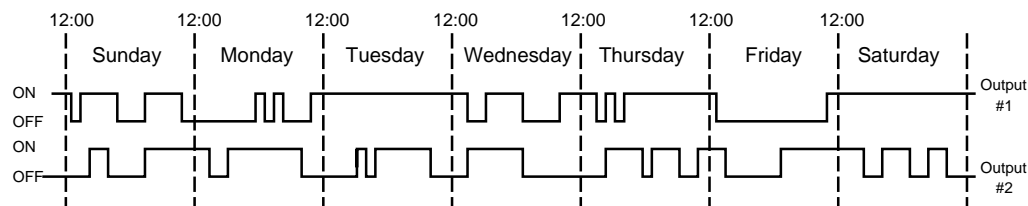
The Model 4950 is a open PC board programmable timer controlling the turn ON and OFF of two separate power relays, up to fifty-six times during a seven day period with a maximum of eight events per day. The relay contacts are pilot duty type and are rated for service up to 5 amperes. Up to eight events can be scheduled for any single day with a total of fifty-six events per week.

New events can be programmed for each day of the week, or the same events be programmed to repeat daily. A major feature of the 4950 is the smart timepiece circuit that continues keeping correct time, even when the power fails for extended periods of time. This feature assures that the 4950 will not have to be reprogrammed, or have the time-of-day reset after every power failure. The 4950 does not require any batteries to assure this feature.

Mechanical & Wiring



A Typical Weekly Programming Schedule



A typical timing chart of the 4950's weekly program schedule showing both outputs scheduled to turn ON and OFF throughout the week at preset times.

VISIT OUR WEB SITE AT: WWW.ARTISANCONTROLS.COM

Notice: Artisan Controls Corporation assumes no responsibility for customers applications or product design.

Tel: 973-428-1770 • Fax: 973-428-1426 • Toll Free: 800-457-4950
Artisan Controls Corporation, 5 Eastmans Road, Suite 100, Parsippany, New Jersey 07054, USA

For Information Only - Not Recommended For New Designs - See Model 4950PC

For Information Only - Not Recommended For New Designs - See Model 4950PC



Solid State Timers and Controllers


Specifications

- Operating Voltage:** 12V DC (10V - 15V) @ 350mA,
24V AC (20V - 28V) 50/60 Hz. @ 250mA,
115V AC (105V - 135V) 50/60 Hz. @ 50mA,
230V AC (208V - 240V) 50/60 Hz. @ 30mA.
- Timing Mode:** 7 day - 24 hour 56 programmable events, 8 maximum per day.
- Timing Accuracy:** Time-Of-Day to ± 2 minutes per month.
- Programmable Outputs:** Two SPDT set of relay contacts.
- Daily Programmable Events:** Eight (8) events per day.
- Weekly Programmable Events:** Fifty-Six (56) events per week.
- Events Control:** An event can be scheduled to turn the output relay ON or OFF based on time-of-day, and day-of-week.
- Timing Tolerance:** Based on the scheduled and displayed time-of-day.
- Repeatability Of Event Timing:** Based on the scheduled and displayed time-of-day.
- Output Rating:** UL/CSA rated for 5A 1/8 HP 125V, 250V AC 5A 30V DC. 750Vrms breakdown voltage between open contacts, 2000Vrms breakdown all contacts and operating voltage terminals. Insulation resistance 250M Ω at 500V DC. Mechanical Life Expectancy: 20×10^6 operations, Electrical Life Expectancy: 100,000 operations at 5A 125V AC.
- Digital Display:** Four (4) digit red LED, 0.5 inch high characters displays, time-of-day, day-of-week, and all event schedules.
- Time-Of-Day:** Displayed and set in 24 hour format. 6:00PM = 18:00, 11:00PM = 23:00 etc.. Time-Of-Day is maintained in a smart timepiece circuit that will keep the time running for up to 10 years **without the need for batteries.**
- Program Memory:** EEPROM type maintains the programmed schedules for up to 10 years without battery backup.
- Front Panel Switches:** Tactile type keypad, 0 - 9, *, and #.
- Keypad Commands:** Enter time of day - Enter day of week - Enter event timing data - Scroll daily programmed events - Clear all memory.
- Transient Protection:** Protected by silicon transient suppressors which respond to transients within 1×10^{-12} seconds to a peak pulse power dissipation of 1500 watts, with transient surge currents to 200 amperes for durations up to 1/120 second at 25°C. Maximum transient voltage protection is 6000 volts as delivered through a source resistance of 30 ohms with a maximum duration of 8.3 milliseconds.
- Operating Temperature:** 0°C to +70°C.
- Construction:** Open printed circuit (PC) board. PC material CEM-1 (PC-75) 94V-0 UL File #E67203(M) category ZPMV2.
- Programming Handbook:** A comprehensive handbook is supplied with each model. The handbook provides all instructions, with examples, necessary to operate and program the model 4950.
- Data Sheet Revision Date:** April 23, 2002

Ordering Information

Part Number	Operating Voltage
4950 - 12VDC	12V DC
4950 - 12VAC	12V AC
4950 - 24VAC	24V AC
4950 - 115VAC	115V AC
4950 - 230VAC	230V AC

See other
Artisan Controls'
7 Day Programmable Timers
4950B - 4950H - 4950PM - 4951PM



VISIT OUR WEB SITE AT: WWW.ARTISANCONTROLS.COM

Notice: Artisan Controls Corporation assumes no responsibility for customers applications or product design.

Tel: 973-428-1770 • Fax: 973-428-1426 • Toll Free: 800-457-4950
Artisan Controls Corporation, 5 Eastmans Road, Suite 100, Parsippany, New Jersey 07054, USA

For Information Only - Not Recommended For New Designs - See Model 4950PC

For Information Only - Not Recommended For New Designs - See Model 4950PC