



E339488

1/16 DIN Flip-Flop Timer

- Six Selectable Ranges:
1 and 10 SEC/MIN/HR
- Individual adjustable ON-time and OFF-time
- Cycle can begin with relay energized or de-energized
- Relay rated 5A @ 250 VAC Resistive
- Compact Size (1/16 DIN)
- DPDT Relay Output
- Power: 20VAC to 240VAC
12VDC to 240VDC
- LED Indicator for Power and Relay energized output
- Can be DIN Rail mounted with DIN RAIL socket
- Faceplate IP40

The 422AR Flip-Flop timer is available with Repeat Cycle operations. During Repeat Cycle operation the 422AR cycle ON and OFF repeatedly, allowing periodic cycling of a load. Two knobs are available to individually adjust the ON-time and the OFF-time. The 422AR can be configured with either the relay being energized during the first timing period or de-energized during the first timing period.

The 422AR have 6 selectable timing ranges available for both ON-time and OFF-time periods. The ranges are 1 and 10 SEC/MIN/HR dip switch selectable. Having this flexibility allows for a load to be energized for a brief time over a cycle that lasts up to 10 hours. This is ideal for lubrication or other maintenance functions that must occur each shift or day during a plant operation.

The 422AR 1/16 DIN housing is compact, and designed for panel mounting. The timer is mounted in an 8-pin round socket. The front of the 422AR features 2 knobs. One knob is used to set the ON-time and the other knob is used to set the OFF-time for the timer's cycle.

The 422AR is universal powered by 20 to 240 VAC or 12 to 240 VDC operation voltage.

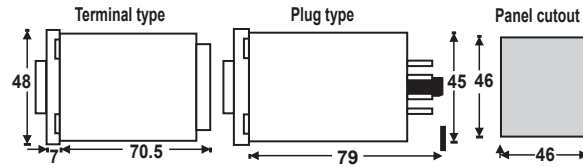
The output of the 422AR has a DPDT mechanical relay which is rated for 5 amps @ 250 VAC resistive. The 422AR can be ordered in a terminal option which is available with 5 amp Relay output.

The 422's have individual LED indicators for ON time and OFF time. These LED's provide a unique and effective method of cycle progress indication.

SPECIFICATIONS

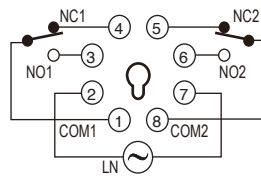
SUPPLY VOLTAGE	20 to 240 VAC, 12 to 240 VDC. (AC: 50/60 Hz)
OUTPUT CONTACT	DPDT
DELAY MODES	Cyclic ON first or OFF first (selectable by DIP switches)
TIME RANGES	1 / 10 SEC/ MIN / HR for both On & Off time (selectable by DIP switches)
RELAY RATING	
Model S0X	10A @ 230 VAC, resistive
Model S5X	5A @ 230 VAC, resistive
Model S5TX	5A @ 230 VAC/24 VDC, resistive
POWER CONSUMPTION	2 VA max.
ACCURACY	Setting: $\pm 5\%$ of full scale. Repeat: $\pm 0.5\%$ or 50 msec (whichever is greater).
LED INDICATION	Power ON, Relay ON
RESET	On interruption of power
RESET TIME	Less than 100 mSEC.
HOUSING	Flame retardant plastic.
HUMIDITY	Up to 95% RH.
OPERATING TEMPERATURE	32° to 122°F (0° to 50°C)
STORAGE TEMPERATURE	-4° to 167°F (-20° to 75°C)
MOUNTING	Panel mounting
WEIGHT	115 gms

DIMENSIONS (MILLIMETERS)

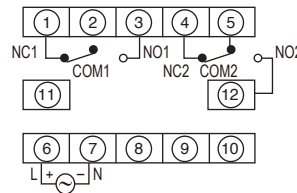


WIRING

8-PIN PLUG-IN TYPE



TERMINAL TYPE



DIP SWITCH SETTINGS

Dip switch settings for time range selection

OFF TIME				ON TIME			
RANGE	SWITCH SETTING			RANGE	SWITCH SETTING		
	Sw1	Sw2	Sw3		Sw6	Sw7	Sw8
1 sec	OFF	OFF	ON	1 SEC	OFF	OFF	ON
1 min	ON	OFF	ON	1 MIN	ON	OFF	ON
1 hr	OFF	ON	ON	1 HR	OFF	ON	ON
10 sec	OFF	OFF	OFF	10 SEC	OFF	OFF	OFF
10 min	ON	OFF	OFF	10 MIN	ON	OFF	OFF
10 hr	OFF	ON	OFF	10 HR	OFF	ON	OFF

Dip switch settings for mode selection

Mode	Sw4	Sw5
OFF First	ON	OFF
ON First	OFF	ON

Switch setting example:

Off time range: 1sec

On time range: 10min

Mode :Cyclic off first



(Switch is Black Mark)

MODEL NUMBER

MODEL NUMBER 422AR 100 S 5 X

DPDT

VOLTAGE

20-240 VAC

12-240 VDC

CYCLE

5A Relay

FEATURES

Standard Unit

ACCESSORIES

1/8 DIN to 1/16 DIN Adapter

422AR-020-0300

NOTE: Terminal connection model available as 422AR100S5TX with 5 amp relay only. Octal connection model available as 422AR100S0X with 10 amp relay.

NOTE: The 10 amp relay (422AR100S0X) has been obsoleted and is being replaced by the 5 amp plug-in style (422AR100S5X)