



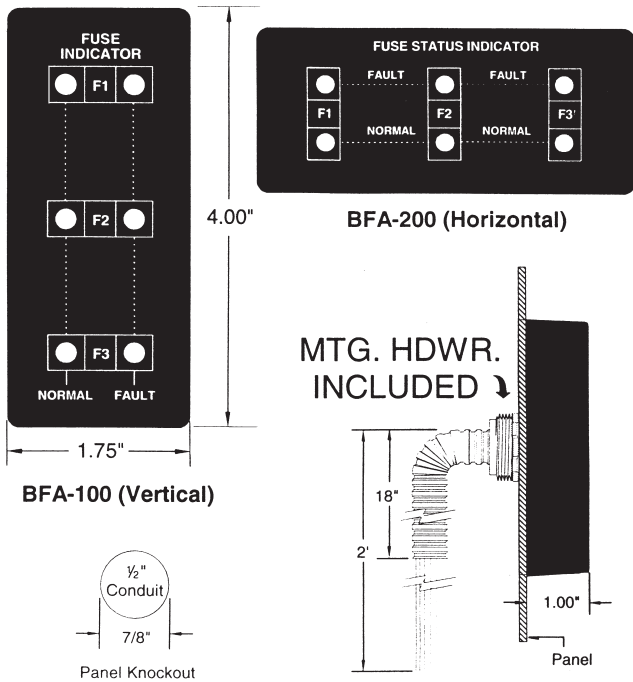
Fuse Status Indicator

- Shows Normal and Open Fuse
- Mounts External to Panel
- View Status from a Distance
- For All Fuses UL Class H, J, K, R, RK
- Reports Connection Integrity
- Vertical or Horizontal Mount
- Universal Input 208-600 VAC

ORDERING INFORMATION

MODEL NUMBER	DESCRIPTION
BFA-100	Vertical Mount
BFA-200	Horizontal Mount

DIMENSIONS (INCHES)



OPERATION

With nominal 3-phase line voltage applied, a flashing green NORMAL LED gives positive indication of a **good fuse** and integrity of the wire connection to each side of the fuse.¹

A flashing red FAULT LED gives positive indication of an unconnected or **open fuse**, or a BFA wiring fault that needs corrected such as a lost connection to either side of the fuse or mismatched line and load wires.²

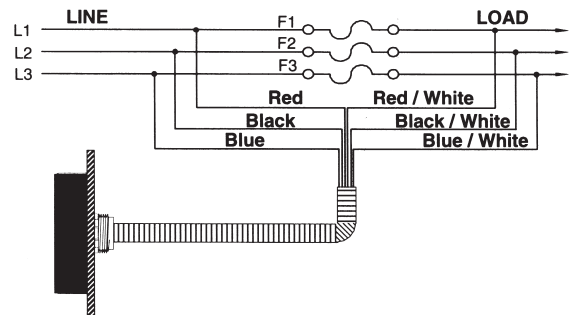
When phase loss occurs, both FAULT and NORMAL LEDs will extinguish.³ The BFA will continue to indicate the status of the fuse during a phase loss if a regenerated voltage is produced on the open phase from a rotating motor.⁴

1 2 3 4 BFA-SERIES Troubleshooting Guide




SPECIFICATIONS

NOMINAL VOLTAGE	208-600 VAC, ±10%, Phase-to-Phase, 50/60 Hz
MAX. CONTINUOUS VOLTAGE	660 VAC, Phase-to-Phase
REV. CONNECTION PROTECTED	Yes
DETECTION THRESHOLD	10-15 VAC Across Open Fuse
MAXIMUM DETECTOR LEAKAGE CURRENT	0.5 mA @ 600 VAC (Approx.)
FRESNEL LENS INDICATORS	Normal (3) Green LEDs, 2 Flashes/Sec Fault (3) Red LEDs, 2 Flashes/Sec
MAXIMUM RATED VOLTAGE	750 VAC/1000 VDC (LINE-TO-LINE or LINE-TO-GND)
DETECTION THRESHOLDS	29 VAC 3-Phase, 40 VAC SINGLE-Phase, 27 VDC (TYP CUTOFF)
POWER REQUIRED	2.5 VA @ 208 VAC, and 5.5 VA @ 480 VAC
TEMPERATURE	Operate 32° to 131°F (0° to +55°C) Storage -40° to 185°F (-40° to +85°C)
ENCLOSURE	94V-0 Flame Retardant Black ABS Plastic, Panel Mount with 1/2" Plastic Electrical Conduit Adapter; Encapsulated for Environmental Protection.
TERMINATIONS	(6) 2', 18 AWG, 600V, 105°C PVC Stranded Wire w/Wire Pin Terminations, Jacketed with 18" Slit Nylon Corrugated Tubing, .556" OD
WEIGHT	NET: 3.52 oz Shipping: 5.12 oz

WIRING



1. FLASHING OFF

		
(GREEN)		(RED)




A. Normal, fuse good, electrical contact across fuse

2. OFF FLASHING

		
(GREEN)		(RED)




A. Unconnected or blown fuse
 B. Bad Connection Load Side (white stripe wire)
 C. Both of the above

3. OFF OFF

		
(GREEN)		(RED)







A. Phase voltage loss with no motor regeneration
 B. The above accompanied with an unconnected or blown fuse

4. OFF FLASHING
 DIMLY

		
(GREEN)		(RED)










A. Bad Connection Line Side (solid color wire)
 B. The above accompanied with an unconnected or blown fuse
 C. Phase Voltage loss with motor regeneration accompanied with an unconnected or blown fuse

5. OFF FLASHING

		
		
(GREEN)		(RED)

A. (2) Unconnected or blown fuses
 B. Corresponding wires interchanged between solid colors or white stripe colors
 C. 1 or 2 unconnected or blown fuses and B

6. OFF FLASHING

		
		
		
(GREEN)		(RED)

A. (3) Unconnected or blown fuses
 B. Line Side connections do not correspond to Load Side connections
 C. 1 or more unconnected or blown fuses and B

CAUTION: The BFA should not be confused with ATC Diversified Electronics 3-Phase Voltage Detectors. The BFA is designed to detect blown fuses and not voltage potentials from Phase-to-Ground or Phase-to-Phase in the 40 VAC range and up. It should be understood that dangerous voltage potentials can still exist within the panel even though the BFA has no LEDs flashing. For voltage detection see The ATC Diversified UPA Series Power Alerts.