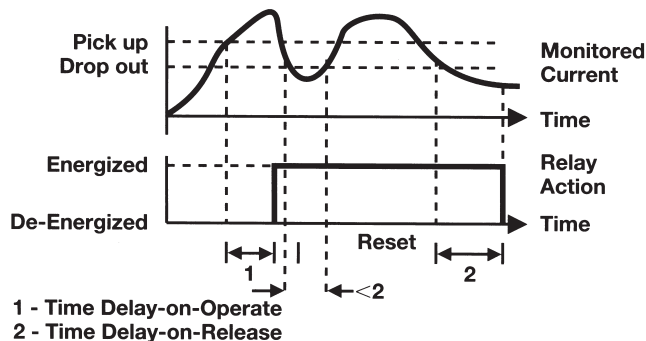


The **CDD Series** may be used as an **OVER CURRENT** Monitor **OR** an **UNDER CURRENT** Monitor. The CDD has **adjustable Delay-on-Operate** and **adjustable Delay-on-Release** time delays. When the current exceeds the preset current trip point for longer than the Delay-on-Operate time delay, the internal relay will energize (Pick-up). When the current drops below the preset current trip point for longer than the Delay-on-Release time delay, the internal relay will de-energize (Drop-out). When used as an Over Current Monitor the Delay-on-Operate time delay is used to override inrush periods. When used as an Under Current Monitor, the Delay-on-Release timer is used to override a temporary under current condition.

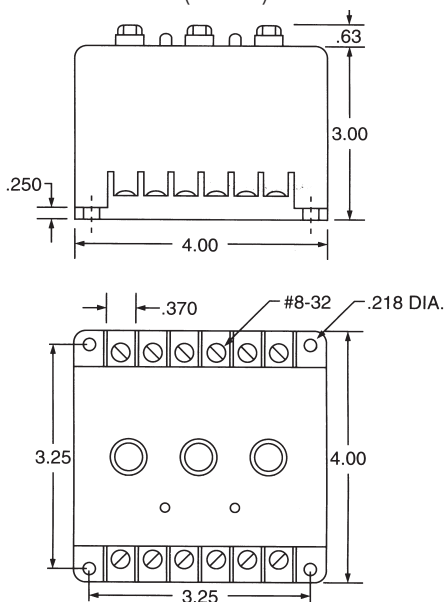


Universal DC Current Monitor

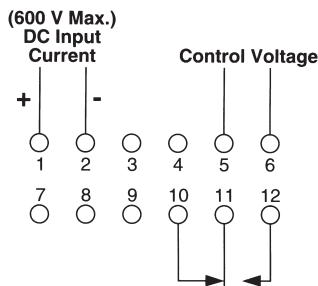
CDD



DIMENSIONS (INCHES)



WIRING



SPECIFICATIONS

CONTROL VOLTAGE	120 VAC, 50/60 Hz		
TRIP POINTS	Over Current	Pick-up	See order information
		Drop-out	5% below Pick-up
OUTPUT	SPDT, 10 Amps @ 240 VAC Resistive		
HYSTERESIS	5%		
RESPONSE TIME	Operate	0.2 to 10 SEC, Adjustable	
	Release	0.2 to 10 SEC, Adjustable	
INDICATORS	Trip (Amber)	Glow when current is above the trip point	
	Relay (Green)	Glow when Relay is energized	
RESET	Automatic		
TEMPERATURE RATING	Operate	32° to 131°F (0° to +55°C)	
	Storage	-49° to 185°F (-45° to +85°C)	
ENCLOSURE	Lexan Surface Mounted; #8-32 Screw Terminals		
WEIGHT	20 oz.		

MODEL NUMBER

MODEL NUMBER	CDD	120	A	L	E	
CONTROL VOLTAGE	120 Volts	120				
TYPE OF VOLTAGE	AC		A			
ADJUSTMENT	Lockshaft			L		
FEATURES	0.2 to 1 amp adj.					1
	0.5 to 2.5 amps adj.					2.5
	1.0 to 5.0 amps adj.					5
	2.0 to 10 amps adj.					10
	4.0 to 20 amps adj.					20