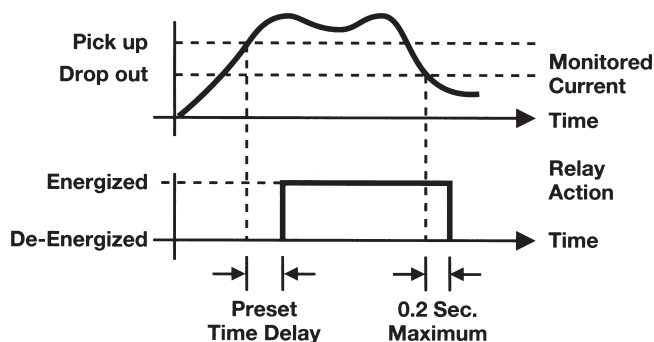


## OPERATION

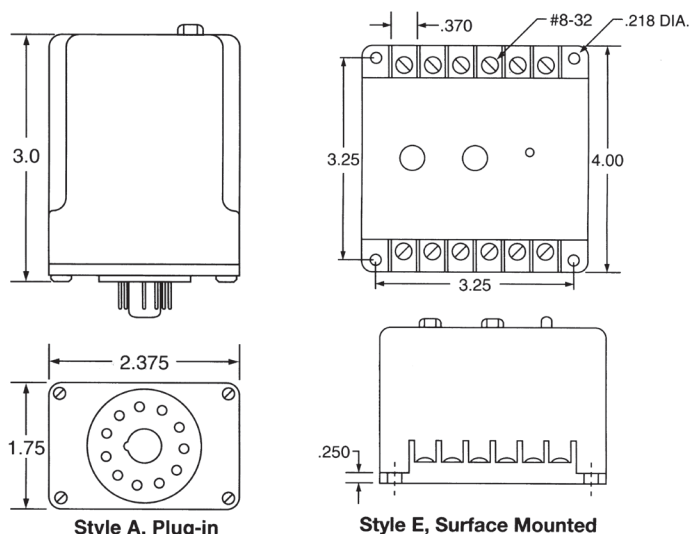
The **CMO Series** is used to detect **OVER CURRENT** conditions. The internal relay energizes (Pick-up) when the monitored current exceeds the preset trip point for longer than the adjustable time delay. The delay is incorporated to prevent nuisance tripping caused by motor inrush currents. The CMO has an automatic reset feature. The internal relay de-energizes (Dropout) when the current drops 5% below the preset trip for longer than 0.2 seconds.

An External CT may be used to extend the range of the Current.

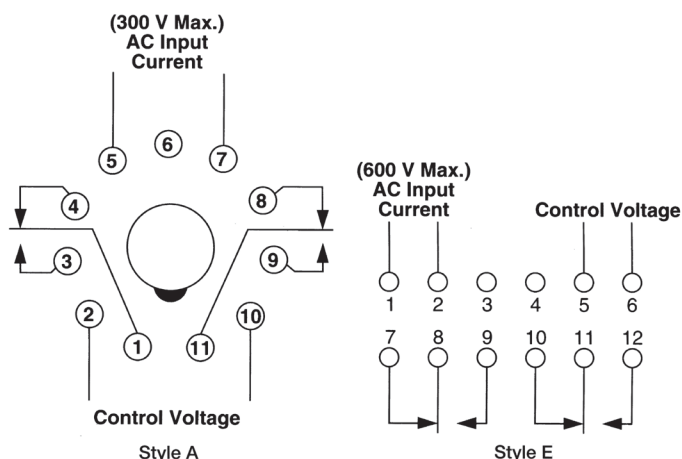
### CMO



## DIMENSIONS (INCHES)



## WIRING



## AC Over Current Monitor/Relays

## SPECIFICATIONS

<b>CONTROL VOLTAGE</b>	24 or 120 VAC/DC; 50/60 Hz	
<b>TRIP POINTS</b>	Pick-up	See order information
	Drop-out	5% below Pick-up
<b>OUTPUT</b>	DPDT, 10 Amps @ 120 VAC, Resistive	
<b>HYSTERESIS</b>	5%	
<b>RESPONSE TIME</b>	Operate	0.1 to 5 SEC, Adjustable
	Release	0.2 SEC
<b>INDICATOR</b>	LED Glows On Over Current (Style "E" Enclosure Only)	
<b>SOCKET</b>	RB-11 Socket for Style A.	
<b>RESET</b>	Automatic	
<b>TEMPERATURE RATING</b>	Operate	32° to 131°F (0° to +55°C)
	Storage	-49° to 185°F (-45° to +85°C)
<b>ENCLOSURE</b>	Style A	Lexan Dust Cover; 11-pin Plug-in
	Style E	Lexan Surface Mounted: #8-32 Screw Terminals
<b>WEIGHT</b>	Style A: 5 oz. Style E: 13 oz.	

## MODEL NUMBER

<b>MODEL NUMBER</b>	CMO		A	S		
<b>CONTROL VOLTAGE</b>	24 VAC/DC; 50/60 Hz	24				
	120 VAC/DC; 50/60 Hz	120				
<b>TYPE OF CONTROL VOLTAGE</b>		AC/DC	A			
<b>ENCLOSURE STYLE</b>		Plug-In		A		
		Surface Mount		E		
<b>CURRENT TRIP POINTS</b>		0.05 to 0.25 amp adj.				.25
		0.2 to 1 amp adj.				1
		1.0 to 5.0 amps adj.				5
		2.0 to 10 amps adj.				10
		4.0 to 20 amps adj. (E Housing Only)				20