

Specifications: MSP Series

Features:

- 9.52mm (.375") spacing to fit many boards
- Available in Vertical and Right Angle Mounting
- Elevator Clamp System
- Double Captive Screws
- 2-3 Postions Single Mold
- 2-30 Positions Modular
- High Current – Rated for 30A
- Accepts # 10 AWG

Electrical:

Current: 30A @ 600V
 Wire Range: 10 – 24 AWG
 Pin Dimension: 0.8mm x 0.8mm
 CR: <15mΩ
 IR: >10 (500V DC)

Operating temp: -40°C - +110°C
 Stripping length: .28" - .31"
 Torque: 7.1 in-lb
 PCB holes: 1.3mm
 PCB thickness: .157" max
 Climatic category: 40/110/21 According to IEC68-1

Materials:

Housing: Polyamide 6,6 (UL 94V-O)
 Clamp: Copper alloy, Ni plated
 Terminal: Copper Alloy, Ni plated
 Screw: M3.5 CU alloy, Ni plated
 Colors Available: Green, Black


Marking:

Ink marking by factory (specify by order number):
 Factory ink is permanent and will not rub off. Ink has florescent tint for greater visibility.

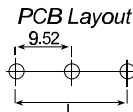
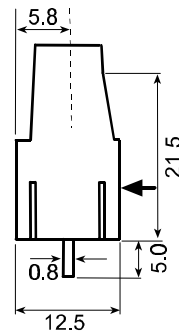
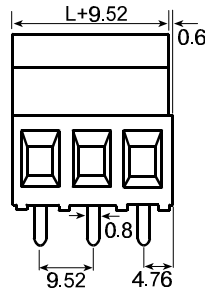
0= no printing
 A=upside down printing (consecutive #'s R -L)
 B=regular printing (consecutive #'s L -R)

Custom markings are welcome with minimum order. Consult factory for information

30A 600V 9.52mm (.375")



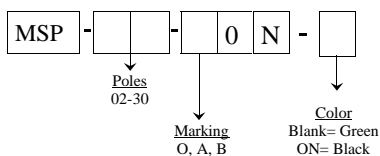
Agency Recognition Applied For




Dimensions

n= number of poles
 L=(n-1) x 9.52

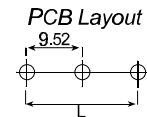
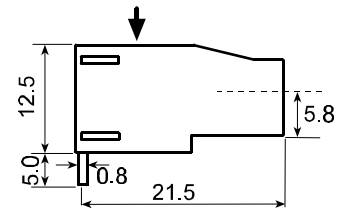
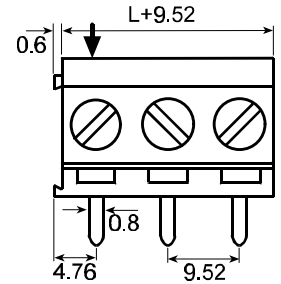
Ordering Information



30A 600V 9.52mm (.375")



Agency Recognition Applied For



Dimensions

n= number of poles
 L=(n-1) x 9.52

Ordering Information

