

Specifications

Electrical Ratings	100mA @ 30VDC	Dielectric Strength	1000Vrms min
Electrical Life	100,000 cycles typical	Insulation Resistance	>100MΩ min
Contact Resistance	<50mΩ initial	Operating Temperature	-40°C to 85°C
Actuation Force	180 ± 50gF	Storage Temperature	-40°C to 85°C
Actuator Travel	1.5mm to lock 2.5mm to full travel		

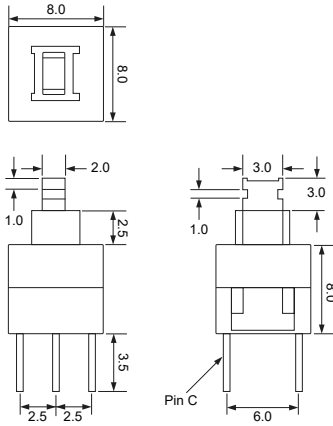
Materials

Actuator	Acetal
Housing	Polybutylene Terephthalate (BT)
Cover	Acetal
Latching Pin	Stainless Steel
Spring	Stainless Steel
Contacts	Phosphor Bronze, Silver Plated
Terminals	Brass, Silver Plated

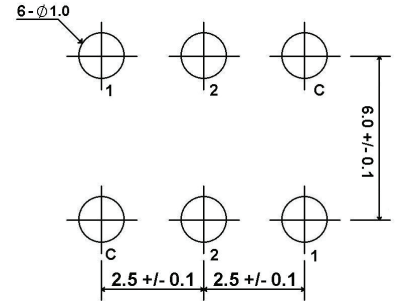
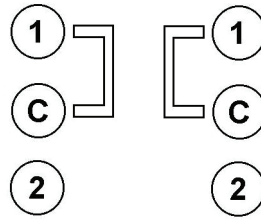
Ordering Information

1. Series	LP2202	F180	N	C022
	LP2202			
2. Actuation Force	F180 = F180gF			
3. Latching	N = Non-Latching * Contact Factory for Latching Option			
4. Cap Options	Cap Colors			
	Blank = No Cap			
C01	**See Cap Options for color availability			
C02				
C03				
C04				

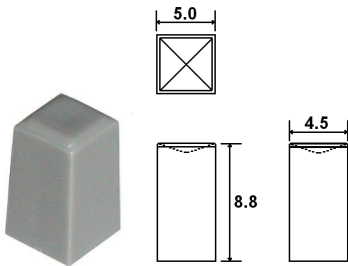
Dimensions



Schematic & PC Layout

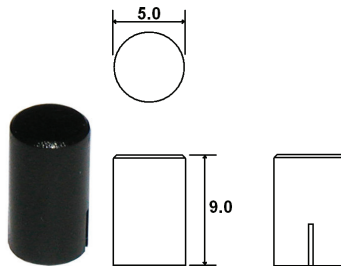


Cap Options



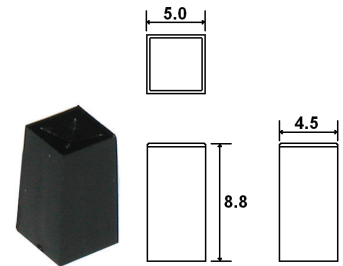
C01_

1 = White, 2 = Black, 3 = Red, 9 = Light Gray
Contact Factory for other available colors



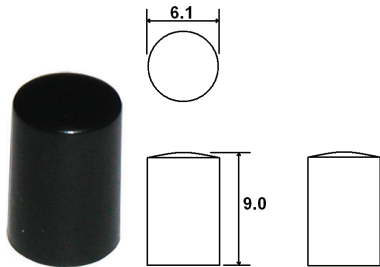
C02_

1 = White, 2 = Black, 3 = Red, 9 = Light Gray
Contact Factory for other available colors



C03_

1 = White, 2 = Black, 3 = Red, 9 = Light Gray
Contact Factory for other available colors



C04_

1 = White, 2 = Black, 3 = Red, 9 = Light Gray
Contact Factory for other available colors