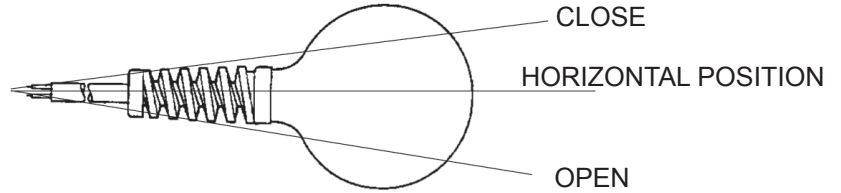


Part Number: BF310A-0
Float Switch
Product Data Sheet

PICTURE



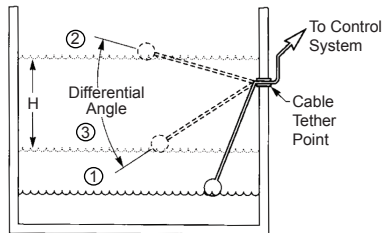
OPERATION



FEATURES

- Resistant to Ambient Environmental Conditions
- Case Material : Polypropylene Housing with PVC Coating
- Mechanical Stress Resistant
- Antivibration Feature

FIXING INSTRUCTIONS



For normally open float

LEVEL 1 = Contact Open

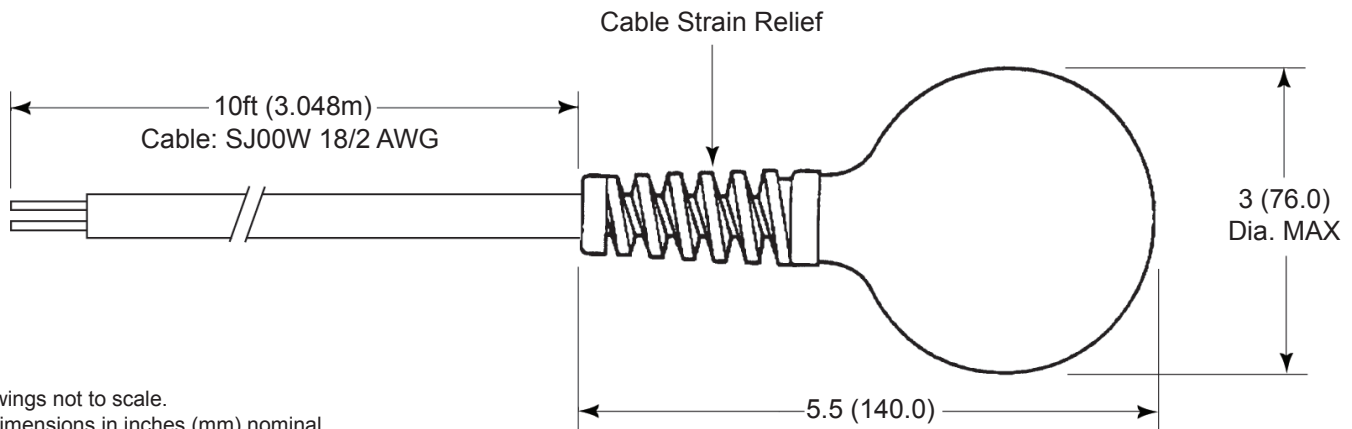
LEVEL 2 = Contact Closes as level rises

LEVEL 3 = Contact opens as level falls

Distance H will depend on the operating angle and cable length from float to the tether point.

Part numbers with letter "A" have normally open contacts at position '1' and closed contacts at position '2'. To reverse contact order 'B' in place of 'A' in part number.

DIMENSIONS



Drawings not to scale.
 All dimensions in inches (mm) nominal.

SPECIFICATION

Contact Form / Style		1 Contact
Switching Voltage	Max. VAC/DC	240 VAC
Switching Capacity	Max. VA	10A 120 VAC / 5A 240 VAC
Contact Resistance	Max. Ω	3.0
Operating Temperature	Max. °C	70
Differential Angle	(TYP) DEG.	8

As part of the company policy of continued product improvement, specifications may change without notice. Our sales office will be pleased to help you with the latest information on this product range and the details of our full design and manufacturing service. All products are supplied to our standard conditions of sale unless otherwise agreed in writing.

Phone: (1) 973 777 6900

www.comus-intl.com

Fax: (1) 973 777 8405