

# SERIES TB7

## .437" PITCH, TRI-BARRIER

### TECHNICAL DATA

#### MECHANICAL

**Torque:**

12 lbs-in. Max.

**Operating Temperature:**

-40°C to +105°C

-40°F to +221°F

**Soldering Temperature:**

260°C, 500°F for 5 seconds max

#### MATERIAL

**Contact:**

Brass, Tin Plated

**Screw:**

#8-32, Combo Head

**Insulator Body:**

Polycarbonate, UL 94V-0, Black

#### ELECTRICAL

**Voltage Rating:**

300VAC

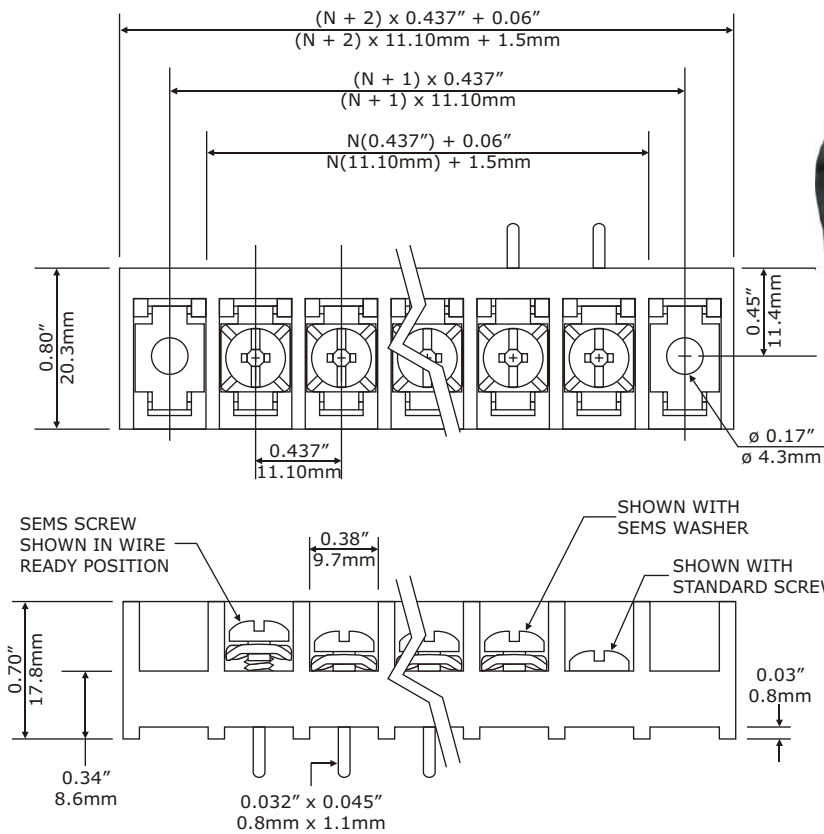
**Current Rating:**

30 Amps

**Wire Range:**

10-18AWG

### DIMENSIONAL REFERENCE



Safety Approval:



### PART NUMBERING

Part Number / Ordering Information

**XX-TB7-XX-X-XX**

NUMBER OF TERMINALS

Terminal Styles

Mounting Hole Options

#### SCREW OPTIONS

- 00 - No Screws
- 01 - Steel Zinc Plated
- 02 - Steel Zinc Plated Sems
- 03 - Brass Nickel Plated
- 04 - Brass Nickel Plated Sems
- 05 - Stainless Steel Phillips Head
- 11 - Steel Zinc Captive
- 12 - Steel Zinc Sems, Captive
- 13 - Brass Nickel Captive
- 14 - Brass Nickel Sems, Captive
- 21 - Steel Zinc Captive, Wire Ready
- 22 - Steel Zinc Sems Captive, Wire Ready
- 23 - Brass Nickel Captive, Wire Ready
- 24 - Brass Nickel Sems Captive, Wire Ready
- 46 - Steel Sems Uncaptive, Wire Ready

N = Number of contacts

EBY Electro, Inc.

210 Express Street  
Plainview, NY 11803-2423 USA

© Copyright 2003 EBY Electro, Inc.



Electro-Mechanical Components Since 1945

[www.ebyelectro.com](http://www.ebyelectro.com)

Email: [info@ebyelectro.com](mailto:info@ebyelectro.com)

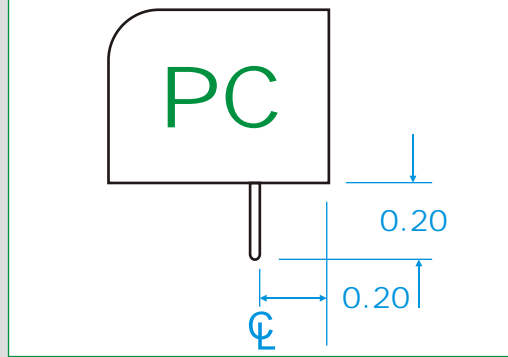
Tel: 516.576.7777 · Fax: 516.576.1414

# SERIES TB7 OPTIONS

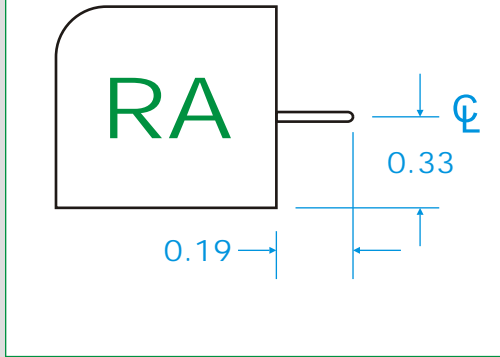
## XX Terminal Styles

Select the letters representing your configuration. Enter them into your part number.

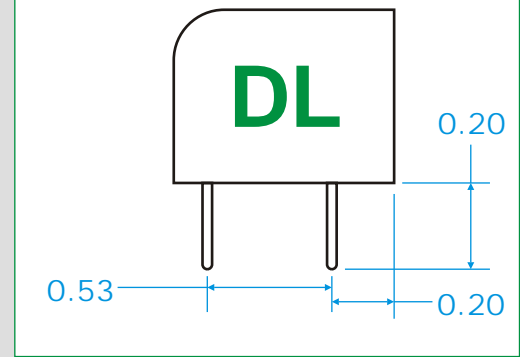
PC Mount



Right Angle PC Mount

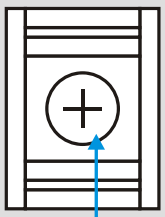


Double PC Legs



## X Mounting Holes

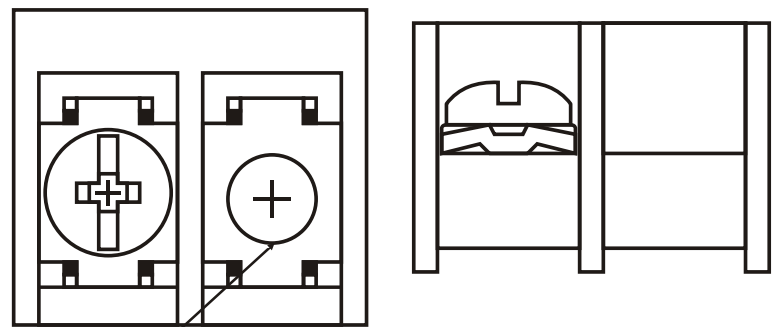
Select the letters representing your configuration. Enter them into your part number.



Ø0.17  
Mounting Hole

**N** NO MOUNTING HOLES

**W**



Ø 0.170 MOUNTING HOLE