



SERIES R5 SWITCHES

ROCKER SWITCHES - ILLUMINATED



SPECIFICATIONS

Contact Rating*: Versions D,G,I - 10A @ 250V, 15A @ 125VAC
Versions A,B,C,E,F,H - 16A @ 250V AC, 1 HP
20A @ 125V AC, 3/4 HP

Life Expectancy (Mechanical): 30,000 cycles

Life Expectancy (Electrical): 10,000 cycles

Contact Resistance: 20 mΩ (Initial)

Insulation Resistance: >1,000M Ω @ 500V DC

Dielectric Strength: >1,500V AC 1 minute (Initial)

Safety Std. Approval: UL, CSA, VDE

Operating Temp: -20°C to 55°C

FEATURES & BENEFITS

- ▶ Fully illuminated actuator option
- ▶ DPDT (double pole, double throw)
- ▶ Snap-in panel mount

APPLICATIONS/MARKETS

- ▶ Industrial
- ▶ Audio/visual
- ▶ Lighting ballast



HOW TO ORDER

SERIES	CIRCUIT	HOUSING COLOR	ACTUATOR COLOR	MARKING	TERMINATION	LAMP VOLTAGE
R5	See Below	BLK = Black	BLK = Black RED = Red *YEL = Yellow *GRN = Green GRY = Gray ORG = Orange *RED = Red	A B C E F G H I	F = Faston	0 = No Lamp 1 = 125V AC ¹ 2 = 250V AC ¹ 3 = 12V DC ² ¹ Neon Bulb ² LED
CIRCUIT CODE:						
A = DPST On-Off						
B = DPST On-Off Illuminated						
C = DPDT On-On						
D = DPDT On-Off-On						
E = OPDT On-(On)						
F = DPST Off-(On)						
G = DPDT (On)-Off-(On)						
H = DPDT On-None-(Off)						
I = OPDT On-Off-(On)						
[] = Momentary						



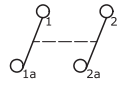
Example Ordering Number
R5-C-BLK-BLK-C-F-3

Specifications subject to change without notice. 7/22/2020

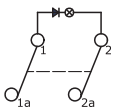
DPST



Circuit Code	POS 1	POS 2
A	ON	OFF
B	ON	OFF Illum.
F	(ON)	OFF
H	ON	(OFF)
Term. Comm.	1-1a, 2-2a	OPEN



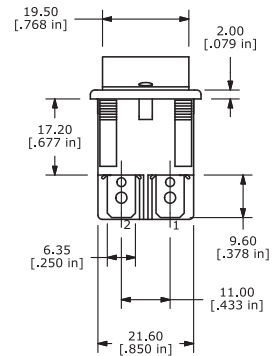
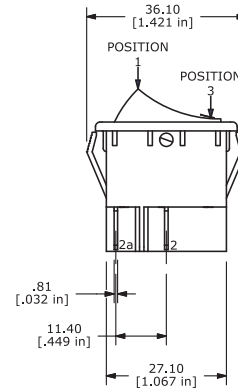
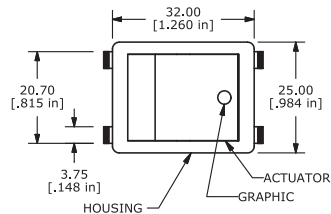
NON-ILLUMINATED SCHEMATIC



ILLUMINATED SCHEMATIC (CIRCUIT CODE 'B')

Circuit Code	POS 1 OFF	POS 2	POS 3 RUN
J - Circuit 1	OFF	ON	ON
J - Circuit 2	OFF	OFF	(ON)

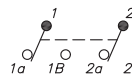
() = Momentary



DPDT



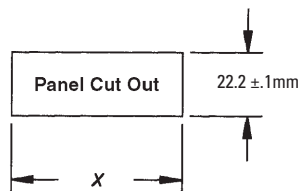
Circuit Code	POS 1	POS 2	POS 3
C	ON	NONE	ON
D	ON	OFF	ON
E	ON	NONE	(ON)
G	(ON)	OFF	(ON)
I	ON	OFF	(ON)
Term. Comm.	1-1a, 2-2a	OPEN	1-1b



SCHEMATIC

NOTE: Illumination not available for DPDT versions.

() = Momentary



Panel Thickness	X mm (inch)
.75 - 1.25 (.030)-(0.049)	30.0±.2 (1.181)
1.25 - 2.00 (.049)-(0.079)	30.2±.2 (1.189)
2.00 - 3.00 (.079)-(1.118)	30.6±.2 (1.205)

PANEL MOUNTING

MARKING OPTIONS

