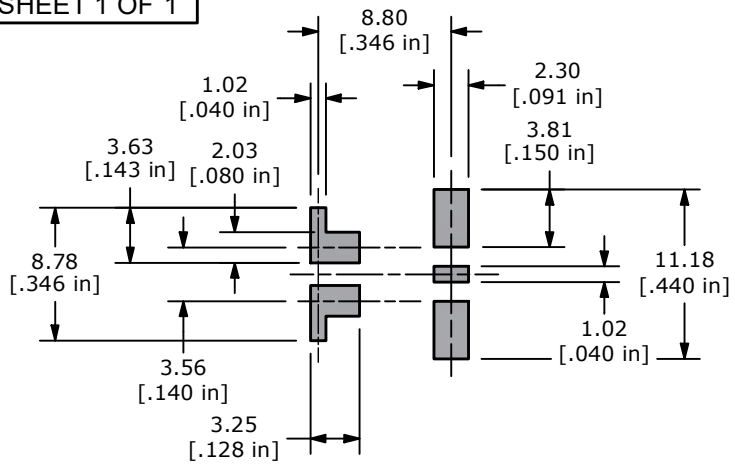

RECOMMENDED P.C.B. LAYOUT

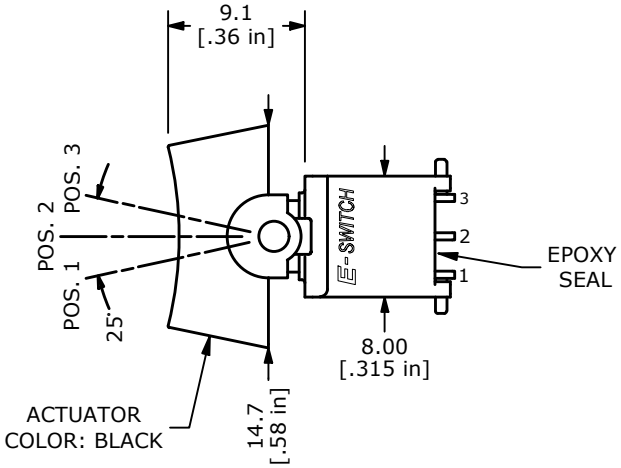



▲ SWITCH FUNCTION		
POS. 1	POS. 2	POS. 3
		
ON	OFF	ON
2-3	OPEN	2-1

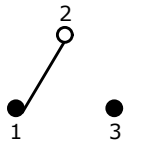

CIRCUIT: SPDT

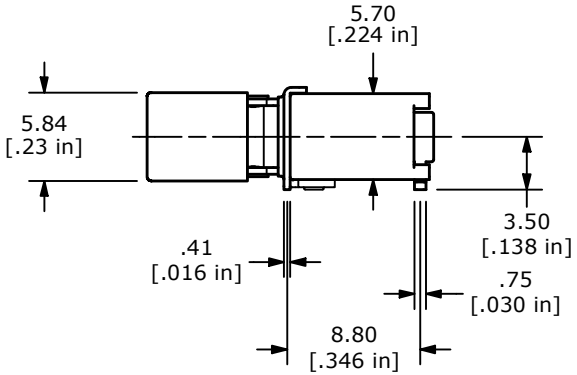

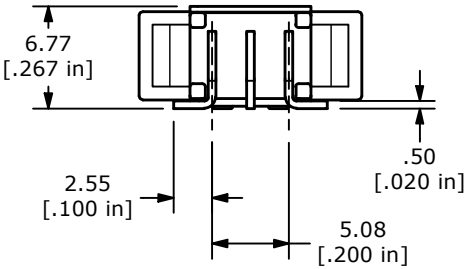

NOTES:
1. ALL DIMENSIONS IN MM[INCH].
2. GENERAL TOLERANCE: X.X = ± 0.4
   X.XX = ± 0.25
3. TERM. NOS. FOR REFERENCE ONLY.
4. ELECTRICAL LIFE: 6,000 MAKE-AND-BREAK CYCLES AT FULL LOAD
▲5. CONTACT MATERIAL: SILVER
6. CONTACT RATING: 1 AMP @ 250 VAC
   3 AMPS @ 120 VAC or 28 VDC
7. CONTACT RESISTANCE: 20MILLI-OHMS MAX. INITIAL @2-4 VDC
8. OPERATING TEMPERATURE: -30˚C to 85˚C.
9. TERMINALS TO BE COPLANAR TO WITHIN 0.1[.004]
10. ▲ DENOTES CRITICAL PARAMETER
▲11. PACKAGING: TAPE AND REEL 450 PCS. PER REEL

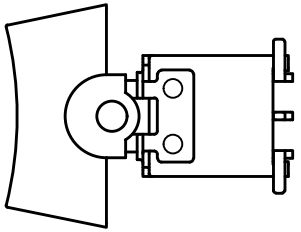

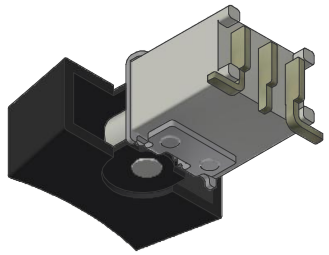

REV	ECO NO	DESCRIPTION	DATE	BY
G	ECO-104250	Print update	07/30/26	MW

THE INFORMATION CONTAINED IN THIS DOCUMENT IS PROPRIETARY TO E-SWITCH AND IS NOT TO BE COPIED OR TRANSFERRED

E-SWITCH®

OBJECT ID 000025502

TITLE 400BWMSP3R2BLKSM6QE

SCALE	DATE	DR	DWG	REV
2:1	4/17/2008	BLR	T460002	G