SHEET 1 OF 1

▲

SWITCH FUNCTION	
POS. 1	POS. 2
	
ON	ON
C - NC	C -NO

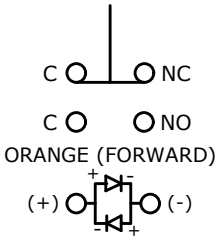

▲ SCHEMATIC

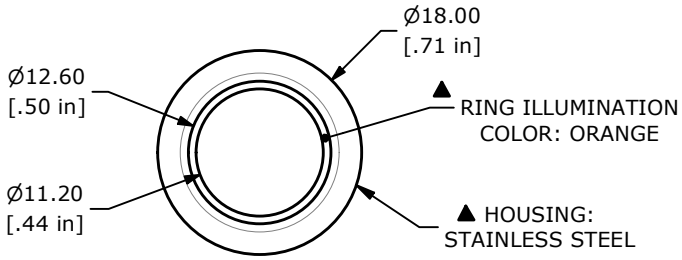



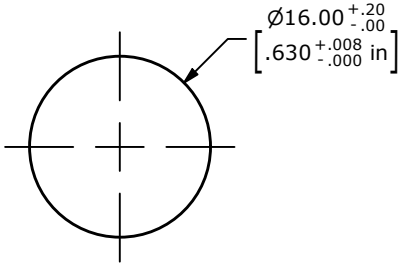

RECOMMENDED
PANEL CUT-OUT
PANEL THICKNESS 1-8MM

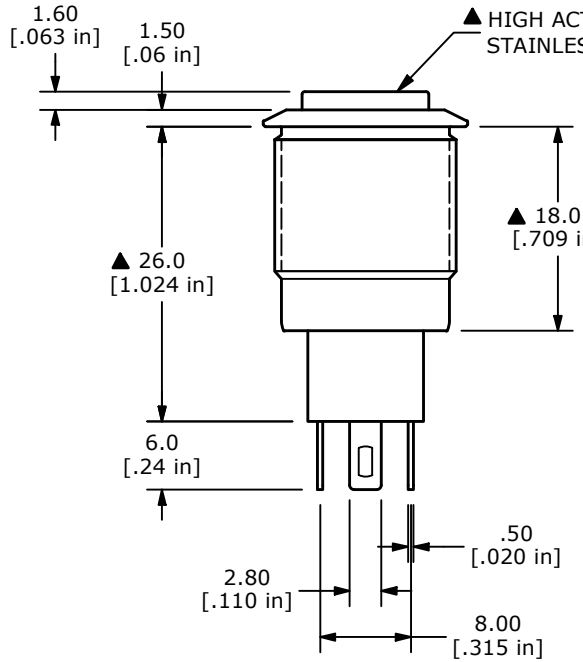

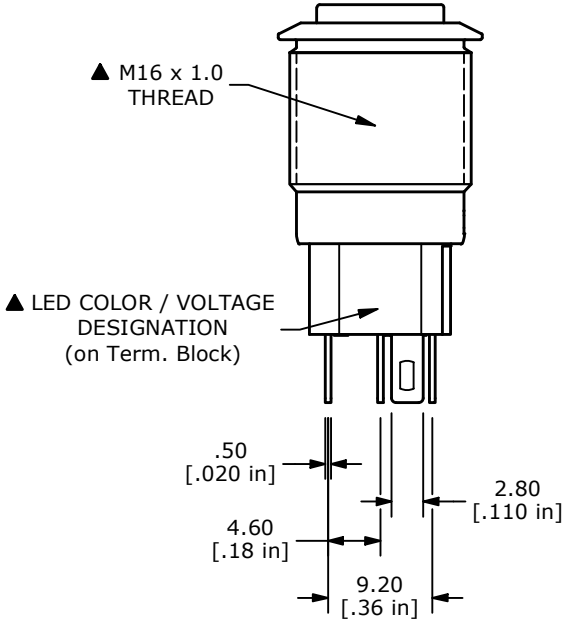

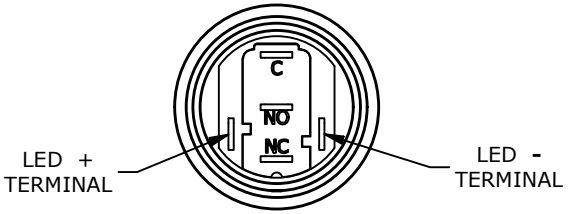

NOTE:
1. ALL DIMENSIONS IN mm [INCH]
2. GENERAL TOLERANCE: X.X = ±0.4
   X.XX = ±0.25
3. TERMINAL NUMBERS FOR REF ONLY
4. CONTACT MATERIAL: SILVER
5. RATING: 2A 36VDC
6. ELECTRIC LIFE: 50,000 MAKE-AND-BREAK CYCLES
   AT FULL LOAD.
7. INSULATION RESISTANCE: 1,000 MΩ MIN.
8. DIELECTRIC STRENGTH: 1,500 VAC MIN. FOR 1 MINUTE
9. CONTACT RESISTANCE: 50mΩ MAX.
10. OPERATING TEMP.: -25°C to 55°C
11. TRAVEL: 3.0mm
12. ▲ DENOTES CRITICAL PARAMETER
13. ACTUATION FORCE: 1.7N NOMINAL
14. INGRESS PROTECTION: IP65
▲15. HARDWARE SUPPLIED: O-RING and HEXNUT
▲16. LAMP VOLTAGE: 1.8V ORANGE LED

REV	PCR NO	DESCRIPTION	DATE	BY
B	24575	UPDATE THREAD LENGTH TO 13.4	11/2/20	JM
A	24358	Release	6/22/20	MW

THE INFORMATION CONTAINED IN THIS DOCUMENT IS PROPRIETARY TO E-SWITCH AND IS NOT TO BE COPIED OR TRANSFERRED

E·SWITCH®

TITLE PVA3H230SS321

SCALE	DATE	DR	DWG	REV
3/2	6/22/2020	MW	52-PVA3H230SS321	B