

1422 MD Series Multiple Door Enclosures - NEMA 12

Continuous Hinge, Padlockable Doors

Industrial Enclosures

Freestanding Enclosures



**Inner
Panel
Included**



Application

- Designed to house electrical, electronic, hydraulic or pneumatic controls and instruments.
- Provides a degree of protection from falling dirt, dust, oil and water.

Standards

- UL 508 Type 12
- CSA Type 12
- **Complies with**
 - NEMA Type 12
 - JIC EGP-1-1967
 - IEC 60529, IP54

Construction

- Formed 10 gauge steel.
- Smooth, continuously welded seams without knockouts, cutouts or holes.
- Heavy duty body stiffeners are provided for extra rigidity.
- Reinforced eyebolts are provided for easy enclosure lifting.
- Double door openings have gasketed overlapping doors, eliminating the need for a center post.
- Continuously hinged doors may be removed by pulling the hinge pin.
- Doors are secured with a three point latch and operated with a vault type padlocking handle.

Construction...cont'd

- Latch rods are equipped with rollers for easier door closing.
- Oil resistant gaskets are permanently secured and mechanically retained.
- Removable 10 gauge inner panels are included in the enclosures.
- 3 door units have 2 panels (34" x 78" and 70" x 78").
- 4 door units have 2 panels (70" x 78" each).
- 5 door units have 3 panels (one 34" x 78" and two 70" x 78").
- Slave doors have mechanical interlock and cannot be opened unless the master door is open.
- Panel supports are provided in enclosures for easy panel installation.
- Collar studs are provided for mounting inner panels.
- A grounding stud is provided in the enclosure for each door and a bonding stud is provided on the door.
- A literature pocket is provided for the inside of the door.

Finish

- Cover and enclosure are finished in recoatable smooth ANSI 61 gray powder coating on the outside, with white powder coating on the inside.
- Removable inner panels are finished in white powder coating.

Accessories

- Air conditioners...see page **387-405**
- Blowers...see page **406**
- Breather kits...see page **423**
- Door stop kits...see page **447**
- Filter fans...see page **408-413**
- Gland plates...see page **441**
- Heaters...see page **418-420**
- Louvered ventilating plates
...see page **450**
- Thermostats...see page **421**
- Window kits...see page **444**

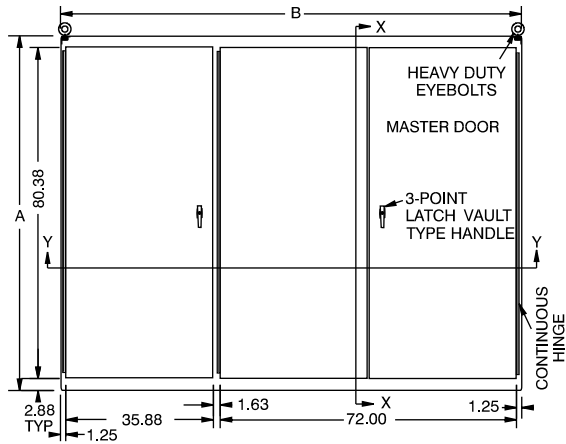
Part No.	A	B	C	Ship Wt. lbs.
1422MD3	86.12	112.00	14.12	1850
1422MD4	86.12	149.12	14.12	2270
1422MD5	86.12	187.00	14.12	2900

Technical references and DXF downloads available at www.hamfmg.com

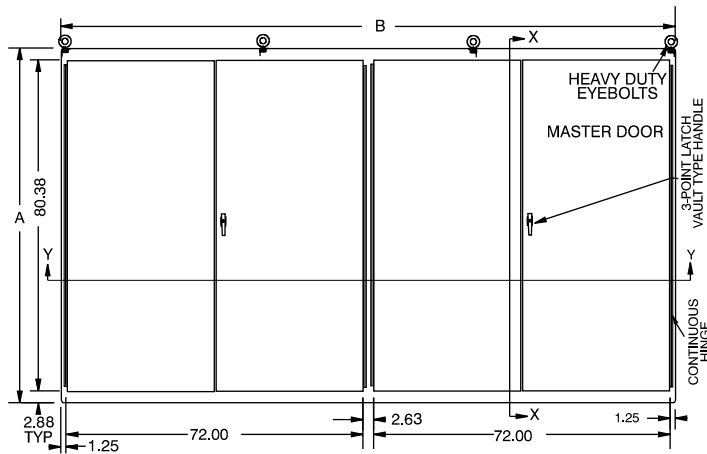
All dimensions in inches unless specified otherwise

1422 MD Series Multiple Door Enclosures - NEMA 12

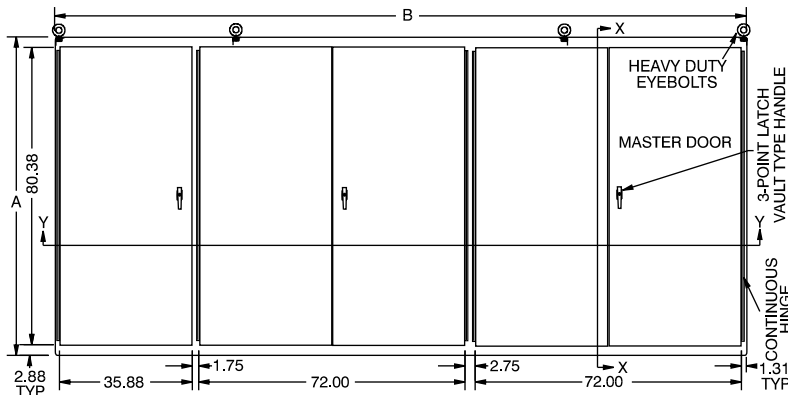
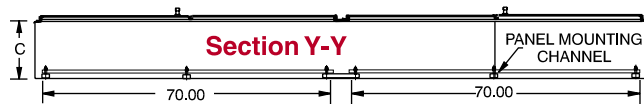
Continuous Hinge, Padlockable Doors



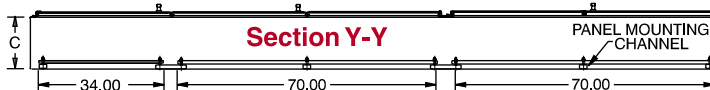
Section X-X



Section X-X



Section X-X



Technical references and DXF downloads available at www.hamfmg.com

All dimensions in inches unless specified otherwise

Quality Enclosures. Service Excellence.