

Electronic Timer Control - Astronomic 365-Day 1-Circuit Electronic Control, 120-277 VAC, 50/60 Hz, SPDT, Indoor Metal Enclosure, Ethernet Optional

Item ET90115C



PRODUCT DESCRIPTION

The ET90000 Series combines powerful and intuitive scheduling with truly maintenance-free convenience. The PC App and Mobile App provide real-time remote control, and the USB connection and Ethernet capabilities enable in-field updates.

FEATURES

- ▶ Automatic input voltage selection from 120 to 277 VAC, 50/60 Hz
- ▶ Over 2,000 events plus holiday schedules
- ▶ Advanced scheduling including relative events, such as fourth Thursday of November or first week of year
- ▶ 30 A rated contacts
- ▶ 100-hour supercapacitor eliminates the need for batteries
- ▶ USB connection for uploading, downloading and transferring programs
- ▶ Easy-to-follow on-screen menus for programming to-the-minute accuracy
- ▶ Non-volatile memory protects programming indefinitely
- ▶ Firmware can be upgraded in-field via USB or Ethernet
- ▶ Internally expandable, in 4-circuit increments, up to 16-circuits for 4, 8, and 12-circuit models
- ▶ PC App for easy scheduling or control, either remotely or through USB flash drive
- ▶ Mobile app for real time status and overrides

APPLICATIONS

- ▶ Indoor Lighting Control
- ▶ Outdoor Lighting Control
- ▶ Timing/Scheduling ON/OFF
- ▶ Machinery & Pump Controls

TECHNICAL DATA

General	
Model Number	ET90115C
Description	Astronomic 365-Day 1-Circuit Electronic Control, 120-277 VAC, 50/60 Hz, SPDT, Indoor Metal Enclosure, Ethernet Optional
UPC Code	078275124837
Brand	Intermatic
Country of Origin (Intermatic)	MEXICO
Warranty Period	3-Year limited
Control Specifications	
Minimum ON/OFF Times	1 Sec
Minimum Pulse Time	1 sec
Maximum Pulse Time	23 hours, 59 minutes
Maximum ON/OFF Times	365 days
Maximum ON/OFF Operations	2000
Setpoint Program Count	2000
ON/OFF Operations	2000
Operation Features	Astronomic; Holiday
Operation Mode	365 day
Data Transfer Options	Ethernet Optional/USB
Daylight Savings Adjustment	Automatic

Backup Restoration Time	30 Minutes
Backup Type	Supercapacitor
Backup Protection Time	100 Hour

Mechanical Specifications

Enclosure Type	Indoor type 1 metal
----------------	---------------------

Dimensions

Product Dimensions (H x W x D) in	7.8 x 5.1 x 3 in
Wire Size Min	#20 AWG
Wire Size Max	#6 AWG

Load Ratings

Magnetic Ballast (NO) Range(s)	20 A, 120-277 VAC, 50/60 Hz
Magnetic Ballast (NC) Range(s)	3 A, 120-277 VAC, 50/60 Hz
Resistive (NO) Range(s)	20 A, 28 VDC; 30 A, 12-240 VAC, 50/60 Hz
Resistive (NC) Range(s)	10 A, 28 VDC; 10 A, 12-240 VAC, 50/60 Hz
Pilot Duty (NO) Range(s)	470 VA, 120-240 VAC, 50/60 Hz
Pilot Duty (NC) Range(s)	275 VA, 120-240 VAC, 50/60 Hz
General Purpose (NC) Range(s)	10 A, 12-240 VAC, 50/60 Hz
General Purpose (NO) Range(s)	30 A, 12-240 VAC, 50/60 Hz
Electronic Ballast Load Ratings NO Ranges	8 A, 120-277 VAC, 50/60 Hz
Tungsten (NO) Range(s)	5 A, 12-120 VAC, 50/60 Hz
Motor Load Ratings NC Ranges	1/4 HP, 120 VAC, 50/60 Hz; 1/2 HP, 240 VAC, 50/60 Hz
Motor Load Ratings NO Ranges	1 HP, 120 VAC, 50/60 Hz; 2 HP, 240 VAC, 50/60 Hz

Electrical Specifications

Voltage Selection Type	Auto Voltage
Wiring Option	Terminals
Input Voltage Range(s)	120-277 VAC, 50/60 Hz
Number of Circuits	1
Switch Type	SPDT
Maximum Power Consumption (W)	16 W
Electronic Series	ET90000 Series

Packaging

Shipping Weight (lbs)	3.593
Unit Carton Dimensions (H x W x L) in	9 x 4.38 x 11.38 in

Environmental Specifications

Temperature (operation)	-40 °F to 104 °F / (-40 °C to 40 °C)
-------------------------	--------------------------------------

Standards and Certifications

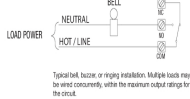
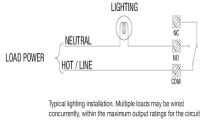

UL Certification	cULus
CSA Certification	cCSAus
Other Certifications and Compatibilities	Title 20



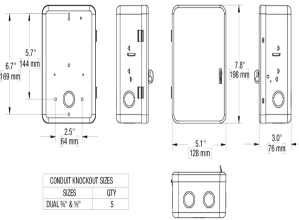
California Proposition 65

Lead

DRAWINGS AND DIAGRAMS



Type 1, 1-2 Circuit



ACCESSORIES



ET9232
Ethernet Module for ET90000 Upgrade or Replacement



ET-NF
RC Snubber Noise Filter 24-277VAC/DC for Electronic Controls