

## MP/MPS Series Modular Plugs

### Features

- Licensed From AT&T
- To Mate with W.E. Co. and FCC 68 Jacks
- All Pins From High Strength Copper Alloy JIS C5191R-H
- Available For Flat or Round Cable with Stranded or Solid Wires
- Shielded Version Available
- UL Recognized File No. E134345
- CSA/NRTL Certified File No. LR78160



### Performance Specifications

#### Materials and Finish

##### Housing Material

Polycarbonate, UL 94V-2 Rated

##### Contact Material

High Strength Copper Alloy JIS C5191R-H

### Electrical Characteristics

#### Insulation Resistance

500 Megohms Min

#### Dielectric Withstanding Voltage

1000V AC for 1 Minute

#### Contact Resistance

20 Milliohms Max

#### Current Rating

1.5 Amps

#### Recommended Wire Gauge

26-28 Awg.

#### Contact Plating Options

| Designator | Plating Description   |
|------------|---|
| 1000       | Gold Flash Over 0.0001 Nickel   |
| 5000       | Contacts are Plated with 0.0001 Nickel, Selective Plating 0.000050 Gold on Contact area to Comply with FCC Requirements Under No. 47 C.F.R. Part 68 Subpart F |


## MODULAR JACKS AND PLUGS

### MP / MPS Series

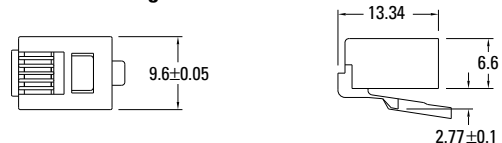
### Ordering Information

| MP   | 6                   | 4                  | -            | 1000            |           |
|--|---------------------|--------------------|--------------|-----------------|-----------|
| Series                                       | Number of Positions | Number of Contacts | Cable Jacket | Plating Options | Wire Type |
| <b>Series</b>                                |                     |                    |              |                 |           |
| MP - Kycon Modular Telephone Plug            |                     |                    |              |                 |           |
| MPS - Kycon Shielded Modular Telephone Plug* |                     |                    |              |                 |           |
| <b>Number of Positions</b>                   |                     |                    |              |                 |           |
| 4, 6, 8, 10                                  |                     |                    |              |                 |           |
| <b>Number of Contacts</b>                    |                     |                    |              |                 |           |
| 2 - 2 Contacts                               |                     |                    |              |                 |           |
| 4 - 4 Contacts                               |                     |                    |              |                 |           |
| 6 - 6 Contacts                               |                     |                    |              |                 |           |
| 8 - 8 Contacts                               |                     |                    |              |                 |           |
| 10 - 10 Contacts (Round Cable Only)          |                     |                    |              |                 |           |
| <b>Cable Jacket</b>                          |                     |                    |              |                 |           |
| Blank - Flat Cable                           |                     |                    |              |                 |           |
| R - Round Cable                              |                     |                    |              |                 |           |
| <b>Wire Type</b>                             |                     |                    |              |                 |           |
| Blank - Stranded Wire                        |                     |                    |              |                 |           |
| S - Solid Wire                               |                     |                    |              |                 |           |
| <b>Crimp Machine Compatibility</b>           |                     |                    |              |                 |           |
| Blank - Standard                             |                     |                    |              |                 |           |
| A - Shifted Crimp Location*                  |                     |                    |              |                 |           |
| <b>Other Options</b>                         |                     |                    |              |                 |           |
| K - Keyed*                                   |                     |                    |              |                 |           |

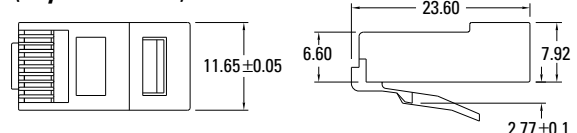
#### 4 Position Plug



#### 6 Position Plug



#### 8-10 Position Plug (Keyed Available)



Dimensions in mm

\*Contact factory for specifications. 888-KYCON-22