


300 Series Power Relays/Two Pole 30 Amp Rating (DC and AC)



General Specifications

(UL 508)

Contact Characteristics		Units	Standard	SPST-NO-DM
Number and type of Contacts			SPST, SPDT, DPST, DPDT	SPST-NO-DM
Contact materials			Silver Alloy	Silver Alloy
Thermal (Carrying) Current		A	30	30
Maximum Switching Voltage		V	600V	600V
Switching current @ voltage	~	Resistive	30A @ 300V 50/60Hz	30A @ 300V 50/60Hz
	≡	Resistive	30A @ 28V	30A @ 28V
		HP	2 @ 208-600 VAC	2 @ 208-600 VAC
		HP	1 @ 120 VAC	1 @ 120 VAC
		Pilot Duty	5.5 A @ 120 VAC	5.5 A @ 120 VAC
Current rating with magnetic blowout	≡	A	3 @ 150V ('69' Suffix)	10 @ 150V ('69' Suffix)
Minimum Switching Requirement		mA	500 @ 12 VAC/VDC	500 @ 12 VAC/VDC
	Minimum			
Coil Characteristics				
Voltage Range	~	V	6...240	6...240
	≡	V	6...125	6...125
Operating Range	~		85% to 110%	85% to 110%
	≡		80% to 110%	80% to 110%
Average consumption	~	VA	3.4	3.4
	≡	W	1.5	1.5
Drop-out voltage threshold	~		30%	30%
	≡		10%	10%
Performance Characteristics				
Electrical Life (UL 508)		(Resistive)	30,000	30,000
Mechanical Life	Operations @ Rated Current		5,000,000	5,000,000
Operating time (response time)	Unpowered	ms	20	20
Dielectric		~	2500	2500
	Between coil and contact	~	4000	4000
	Between poles	~	2500	2500
	Between contacts	~	2500	2500
Environment				
Product certifications			UL, CSA	UL, CSA
Ambient air temperature around the device	Standard version	°C	-40...+85	-40...+85
	Storage	°C	-40...+55	-40...+55
Weight	Operation	grams	85	85

Part Number Builder

Series	Configuration	DC Switching Option
300	XBX	
300 = Standard	XAX = SPDT	69 = Magnetic Blowouts near contacts
F300 = Class F Coil	BXX = DPST-NO	
	XBX = DPDT	
	XXB = DPST-NC	
	HXX = SPST-NO-DM	



300BXC1



300BXC4

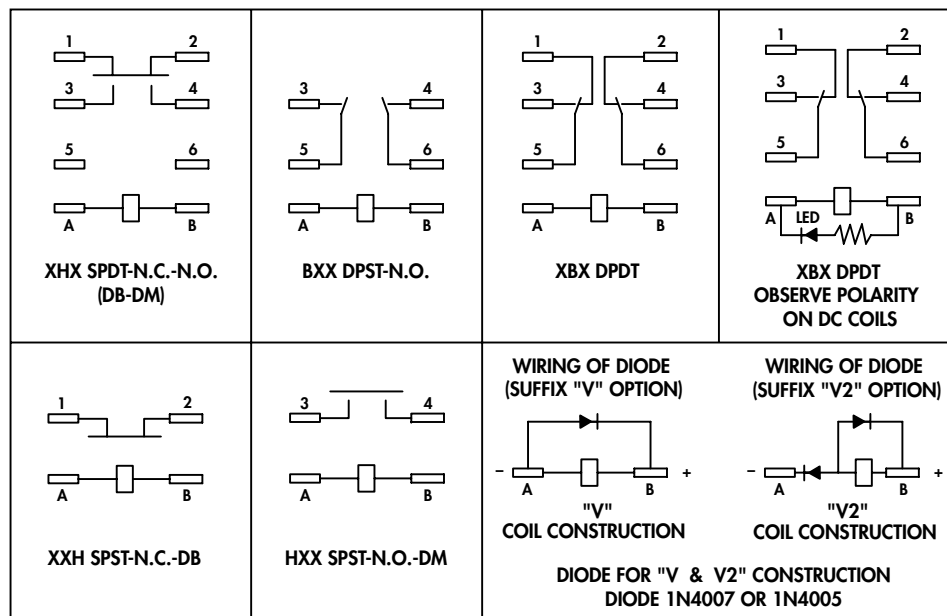
Available DIN rail mountable cover

Standard Part Numbers

BOLD-FACED PART NUMBERS ARE NORMALLY STOCKED

Nominal Input Voltage	Coil Resistance (OHMS)	Part Number	Contact Configuration
220/240 VAC, 50/60 Hz	5400 Ω	300BXC1-240A	DPDT
110/120 VAC, 50/60 Hz	1270 Ω	300BXC1-120A	DPDT
24 VAC, 50/60 Hz	54 Ω	300BXC1-24A	DPDT
12 VAC, 50/60 Hz	13.5 Ω	300BXC1-12A	DPDT
110/125 VDC	6300 Ω	300BXC1-110D	DPDT
24 VDC	300 Ω	300BXC1-24D	DPDT
12 VDC	75 Ω	300BXC1-12D	DPDT
110/125 VDC	6300 Ω	300BX69C1-110D	DPDT
24 VDC	300 Ω	300BX69C1-24D	DPDT
12 VDC	75 Ω	300BX69C1-12D	DPDT


WIRING DIAGRAMS



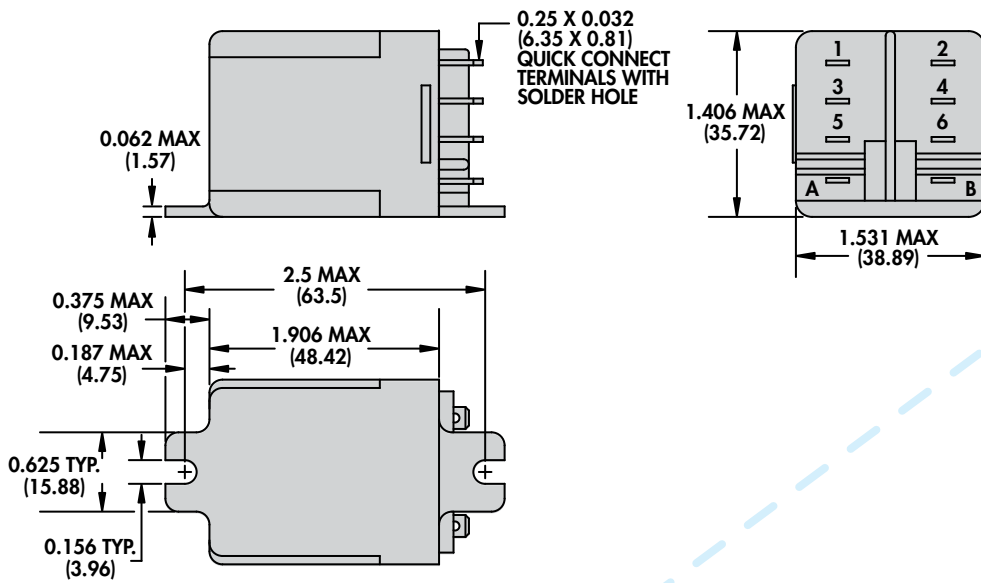
C1 Cover	Options*	-12 Coil Voltage	D Current Type
C = Clear polycarbonate cover (To be used with PC Terminals)	M = Manual Operator	Coil Voltage	A = AC
C1 = Side flange mount cover	L = Lamp across contacts		D = DC
C2 = Cover with anti-rotation tabs and thread mounting hole in frame	T = Printed wiring terminals		
C3 = Top flanged cover			
C4 = Top DIN mount cover			

*Multiple Codes May be Used

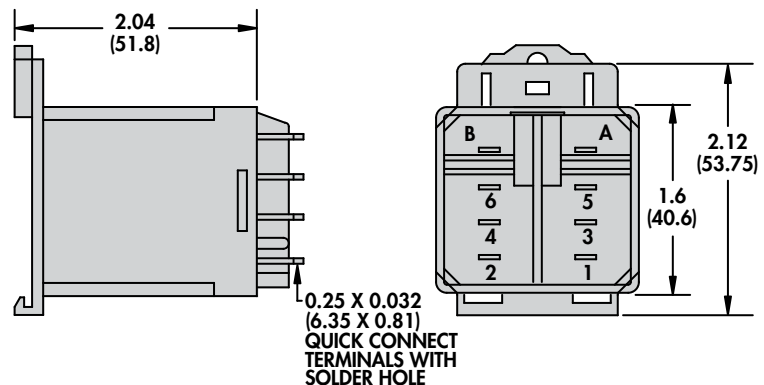
300 Series Power Relays/Two Pole 30 Amp Rating (DC and AC) *continued*



SIDE MOUNTING COVER STYLE



DIN RAIL MOUNTED STYLE



SECTION 6



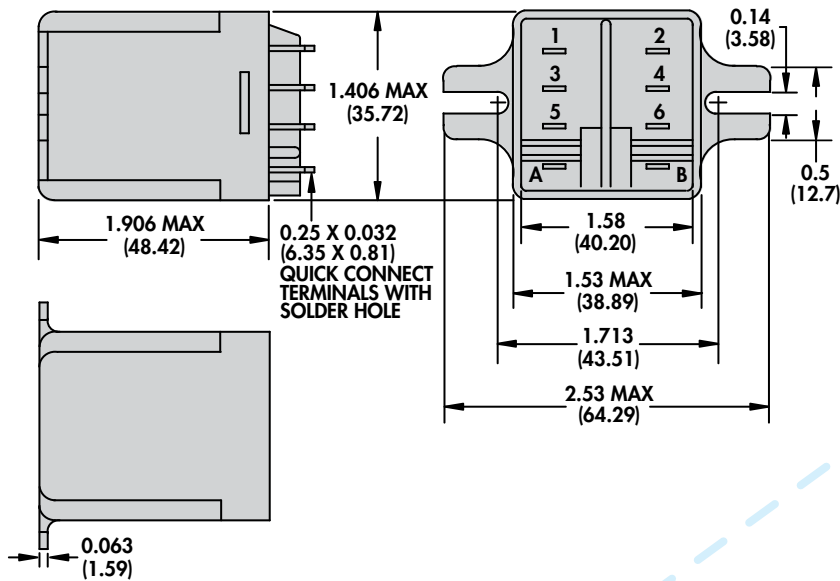
300BXC1



300BXC4

Available DIN rail mountable cover

TOP FLANGE COVER STYLE



PRINTED CIRCUIT TERMINAL

