Product data sheet

Specifications



voltage control relay, Harmony Control Relays, 5A, 1CO, 20...80V AC DC

RM17UAS16

Product availability: Stock - Normally stocked in distribution facility

Main

Range of Product	Harmony Control Relays
Relay Type	Voltage control relay
Product or Component Type	Voltage control relay
Relay name	RM17UAS
Relay monitored parameters	Overvoltage or undervoltage detection
Control Type	Without test button
Contacts type and composition	1 C/O
Product Specific Application	For single-phase and DC supply

Complementary

[Us] rated supply voltage	, self-powered
Supply voltage limits	15…100 V AC/DC
Power consumption in VA	0…3.9 VA AC
Measurement range	20...80 V AC/DC
Maximum measuring cycle	150 ms measurement cycle as true rms value
Hysteresis	5…20 % threshold setting
Repeat accuracy	+/- 0.5 % input and measurement circuit +/- 1 % time delay
Time delay type	Adjustable 0.1...10 s, 0 + 10 % Tt- time delay upon fault
Setting accuracy of time delay	10 %
Reset time	1500 ms time delay
Power on delay	1000 ms DC 500 ms AC
Output contacts	1 C/O
nominal output current	5 A
Maximum switching voltage	250 V AC/DC
Switching capacity in VA	1250 VA
Minimum switching current	10 mA 5 V DC
Maximum switching current	5 A AC/DC
Electrical durability	100000 cycles
Mechanical durability	30000000 cycles
Maximum power consumption in W	1.6 W DC

Price is “List Price” and may be subject to a trade discount – check with your local distributor or retailer for actual price.

Disclaimer: This documentation is not intended as a substitute for and is not to be used for determining suitability or reliability of these products for specific user applications

Control circuit frequency	50...60 Hz +/- 10 %
Measurement accuracy	+/- 10 % of the full scale value
Polarity	Non reversible polarity on DC supply
Quality labels	CE

Environment

Electromagnetic compatibility	Emission standard for industrial environments conforming to IEC 61000-6-4 Emission standard for residential, commercial and light-industrial environments conforming to IEC 61000-6-3 Immunity for industrial environments conforming to NF EN/IEC 61000-6-2
Standards	IEC 60255-6
Product Certifications	CSA GL UL GOST C-tick
Directives	73/23/EEC - low voltage directive 89/336/EEC - electromagnetic compatibility
Ambient Air Temperature for Storage	-40…158 °F (-40…70 °C) -40…158 °F (-40…70 °C)
Ambient air temperature for operation	-4…122 °F (-20…50 °C)
Relative humidity	95 % 131 °F (55 °C) IEC 60068-2-30
IP degree of protection	IP20 IEC 60529 terminals) IP30 IEC 60529 casing)
Pollution degree	3 IEC 60664-1
Overvoltage category	III conforming to IEC 60664-1
Dielectric test voltage	2 kV AC 50 Hz, 1 min IEC 60255-5
Insulation resistance	> 500 MOhm 500 V DC IEC 60255-5
[Ui] rated insulation voltage	250 V IEC 60664-1
Operating position	Any position without derating
Connections - terminals	Screw terminals, 1 x 0.5...1 x 4 mm² 20 AWG...11 AWG) solid without cable end Screw terminals, 2 x 0.5...2 x 2.5 mm² 20 AWG...14 AWG) solid without cable end Screw terminals, 1 x 0.2...2 x 2.5 mm² 24 AWG...12 AWG) flexible with cable end Screw terminals, 2 x 0.2...2 x 1.5 mm² 24 AWG...16 AWG) flexible with cable end
Tightening torque	5.3…8.9 lbf.in (0.6…1 N.m) IEC 60947-1
Housing material	Polycarbonate
Local signalling	LED (green) for power ON LED (yellow) for relay ON
Mounting support	35 mm symmetrical DIN rail conforming to IEC 60715
Height	3.5 in (90 mm) 3.5 in (88.9 mm)
Width	0.7 in (17.5 mm) 0.7 in (17.8 mm)
Depth	2.8 in (72 mm) 2.8 in (71.1 mm)
Net Weight	0.20 lb(US) (0.09 kg) 0.2 lb(US) (0.09 kg)

Ordering and shipping details

Category	US10CP222380

Discount Schedule	0CP2
GTIN	3389119405119
Returnability	Yes
Country of origin	ID

Packing Units

Unit Type of Package 1	PCE
Nbr. of units in pkg.	1
Package 1 Height	1.102 in (2.800 cm)
Package 1 Width	3.110 in (7.900 cm)
Package 1 Length	3.780 in (9.600 cm)
Package weight(Lbs)	2.928 oz (83.000 g)
Unit Type of Package 2	S02
Number of Units in Package 2	48
Package 2 Height	5.906 in (15.000 cm)
Package 2 Width	11.811 in (30.000 cm)
Package 2 Length	15.748 in (40.000 cm)
Package 2 Weight	10.282 lb(US) (4.664 kg)

Contractual warranty

Warranty (in months)	18

Environmental Data

Schneider Electric aims to achieve Net Zero status by 2050 through supply chain partnerships, lower impact materials, and circularity via our ongoing “Use Better, Use Longer, Use Again” campaign to extend product lifetimes and recyclability.

Environmental Data explained >

How we assess product sustainability >

Environmental footprint

Total lifecycle Carbon footprint	**30 kg CO2 eq.**
Carbon footprint of the manufacturing phase [A1 to A3]	**2 kg CO2 eq.**
Carbon footprint of the distribution phase [A4]	**0.2 kg CO2 eq.**
Carbon footprint of the installation phase [A5]	**0 kg CO2 eq.**
Carbon footprint of the use phase [B2, B3, B4, B6]	**28 kg CO2 eq.**
Carbon footprint of the end-of-life phase [C1 to C4]	**0.2 kg CO2 eq.**
Environmental Disclosure	**Product Environmental Profile**

Use Better

Materials and Substances

Packaging made with recycled cardboard	**Yes**
Packaging without single use plastic	**Yes**
SCIP Number	**5e3fdf99-611b-4d07-ad17-6eba84ab488b**
EU RoHS Directive	**Compliant By Exemption**
REACh Regulation	**Reference contains Substances of Very High Concern above the threshold**
California proposition 65	**WARNING: This product can expose you to chemicals including: Lead and lead compounds, which is known to the State of California to cause cancer and birth defects or other reproductive harm. For more information go to www.P65Warnings.ca.gov**

Use Again

Repack and remanufacture

Recyclability potential, in %	**0**
Circularity Profile	**End of Life Information**
Take-back	**No**

Dimensions Drawings

Single-Phase and DC Voltage Control Relays

Dimensions and Mounting

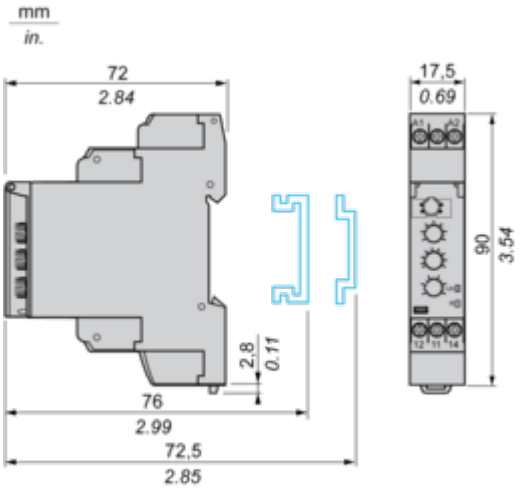

Connections and Schema

Single-Phase and DC Voltage Control Relays

Wiring Diagram

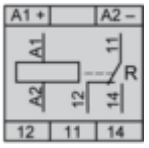

Application Scheme

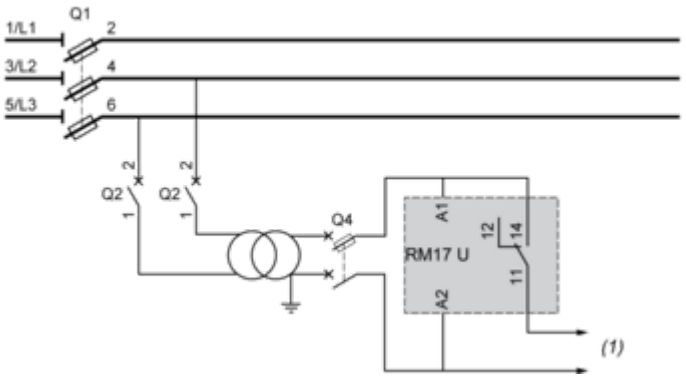

(1) To sensitive loads

Technical Description

Function Diagrams

Undervoltage Control

Without memory ("No Memory" mode)

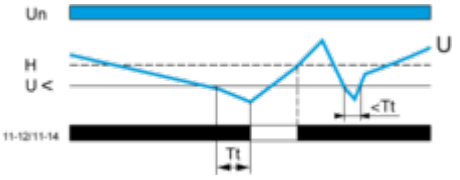

With memory ("Memory" mode)

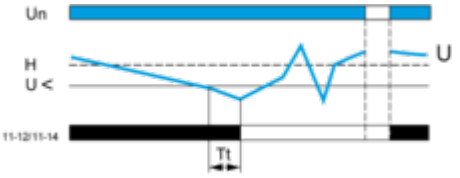

Overvoltage Control

Without memory ("No Memory" mode)

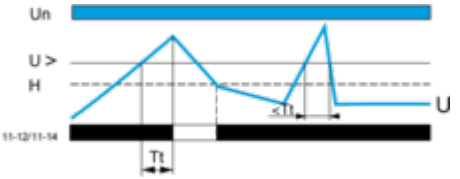

With memory ("Memory" mode)

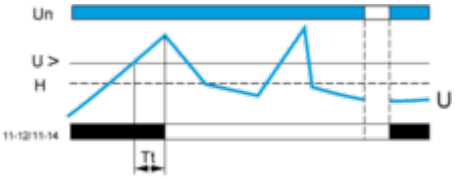

Legend

Tt Time delay after crossing of threshold
Un Nominal supply voltage
U Monitored supply voltage
H Hysteresis
U> Overvoltage threshold
U< Undervoltage threshold
11-12, 11-14 Output relay connections (refer to Connections and Schema)
Relay status: black color = energized.

NOTE: In "Memory" mode, the relay opens when crossing of the threshold is detected and then stays in that position. The power supply voltage must be switched off to reset the product.

Image of product / Alternate images

Alternative






12
11
14




A1+
A2-
12
11
14




RM17UAS
A1 +
A2 -
A1
A2
U
VA
11
12
14
12
11
14
DNV·GL
Use copper conductors only

Image of product in real life situation

