


# Product data sheet

Specifications



## slim interface plug in relay, Harmony Electromechanical Relays, 6A, 1CO, standard, 24V DC

RSL1AB4BD

**Product availability: Stock - Normally stocked in distribution facility**

### Main

Range of Product	Harmony Electromechanical Relays
Series name	RSL series
Product or Component Type	Plug-in relay
Relay Type	Slim interface relay
Contact operation	Standard
Contacts type and composition	1 C/O
Control Type	Without lockable test button
Status LED	Without
[Uc] control circuit voltage	24 V DC
[Ithe] conventional enclosed thermal current	6 A -40...131 °F (-40...55 °C)

### Complementary

[Uimp] rated impulse withstand voltage	6 kV IEC
[Ie] rated operational current	6 A AC-1/DC-1)IEC/UL
minimum switching current	100 mA
Minimum switching voltage	12 V
Minimum switching capacity	120 mW
Rated operational voltage limits	18...33.6 V DC
[Ui] rated insulation voltage	250 V IEC 277 V cUL
Operating time	5 ms reset 12 ms
Maximum switching voltage	277 V
Drop-out voltage threshold	$\geq 0.05 U_c$
Load current	6 A 250 V AC 0.5 mm mounting distance
Maximum switching capacity	1500 VA 150 W
Terminals description ISO n°1	(11-12-14)OC (A1-A2)CO
Average resistance	3390 Ohm at 73 °F (23 °C) +/- 15 %
Average coil consumption	0.17 W
Mechanical durability	10000000 cycles
Electrical durability	60000 cycles, 6 A at 250 V, AC-1 C/O

Price is "List Price" and may be subject to a trade discount – check with your local distributor or retailer for actual price.

<b>Safety reliability data</b>	B10d = 60000
<b>Operating rate</b>	<= 360 cycles/hour under load <= 18000 cycles/hour no-load
<b>Protection category</b>	RT III
<b>Mounting Support</b>	Socket or PCB
<b>Operating position</b>	Any position
<b>Test levels</b>	Level A group mounting
<b>Device presentation</b>	Complete product
<b>Contacts material</b>	Silver alloy (AgSnO2)
<b>Shape of pin</b>	Flat (PCB type)
<b>Width</b>	0.2 in (5 mm)
<b>Height</b>	1.1 in (28 mm)
<b>Depth</b>	0.7 in (18.5 mm)
<b>Product Weight</b>	0.0119 lb(US) (0.0054 kg)

## Environment

<b>Dielectric strength</b>	1000 V AC between contacts 4000 V AC between coil and contact
<b>Vibration resistance</b>	+/- 1 mm (f= 10...55 Hz) conforming to IEC 60068-2-6
<b>IP degree of protection</b>	IP40 conforming to IEC 60529
<b>Ambient air temperature for operation</b>	-40...131 °F (-40...55 °C)
<b>Standards</b>	CSA C22.2 No 14 IEC 61810-1 UL 508
<b>Product Certifications</b>	CSA UL EAC
<b>Ambient Air Temperature for Storage</b>	-40...158 °F (-40...70 °C)
<b>Shock resistance</b>	5 gn 11 ms) not operating IEC 60068-2-27 5 gn 11 ms) in operation IEC 60068-2-27

## Ordering and shipping details

<b>Category</b>	US10CP221127
<b>Discount Schedule</b>	0CP2
<b>GTIN</b>	3606480077975
<b>Returnability</b>	Yes
<b>Country of origin</b>	CN

## Packing Units

<b>Unit Type of Package 1</b>	PCE
<b>Nbr. of units in pkg.</b>	1
<b>Package 1 Height</b>	0.20 in (0.500 cm)
<b>Package 1 Width</b>	0.59 in (1.500 cm)
<b>Package 1 Length</b>	1.10 in (2.800 cm)
<b>Package weight(Lbs)</b>	0.176 oz (5.000 g)

<b>Unit Type of Package 2</b>	BB1
<b>Number of Units in Package 2</b>	10
<b>Package 2 Height</b>	0.28 in (0.700 cm)
<b>Package 2 Width</b>	0.94 in (2.400 cm)
<b>Package 2 Length</b>	12.01 in (30.500 cm)
<b>Package 2 Weight</b>	2.504 oz (71.000 g)
<b>Unit Type of Package 3</b>	S01
<b>Number of Units in Package 3</b>	500
<b>Package 3 Height</b>	5.91 in (15.000 cm)
<b>Package 3 Width</b>	5.91 in (15.000 cm)
<b>Package 3 Length</b>	15.75 in (40.000 cm)
<b>Package 3 Weight</b>	8.627 lb(US) (3.913 kg)

## Contractual warranty

<b>Warranty</b>	18 months
-----------------	-----------

## Environmental Data

Schneider Electric aims to achieve Net Zero status by 2050 through supply chain partnerships, lower impact materials, and circularity via our ongoing “Use Better, Use Longer, Use Again” campaign to extend product lifetimes and recyclability.

[Environmental Data explained >](#)

[How we assess product sustainability >](#)

### Environmental footprint

Carbon footprint (kg CO2 eq, Total Life cycle)	3
--	---

## Use Better

### Materials and Substances

Packaging made with recycled cardboard	Yes
--	-----

Packaging without single use plastic	No
--------------------------------------	----

[EU RoHS Directive](#)

Pro-active compliance (Product out of EU RoHS legal scope)

California proposition 65

**WARNING:** This product can expose you to chemicals including: Nickel compounds, which is known to the State of California to cause cancer, and Di-isodecyl phthalate (DIDP), which is known to the State of California to cause birth defects or other reproductive harm. For more information go to [www.P65Warnings.ca.gov](http://www.P65Warnings.ca.gov)

## Use Again

### Repack and remanufacture

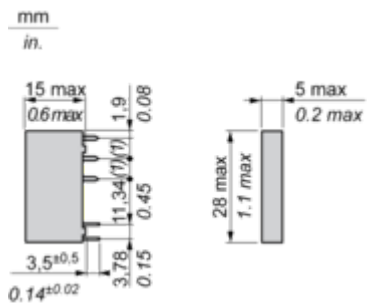
Take-back	No
-----------	----

Dimensions Drawings

Dimensions

---

Relay with Flat Pins (PCB Type)



(1): 5.04 mm / 0.19 in.

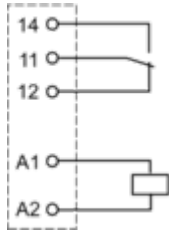
Connections and Schema

Wiring Diagram

---

Relay with Flat Pins (PCB Type)

1 C/O contact



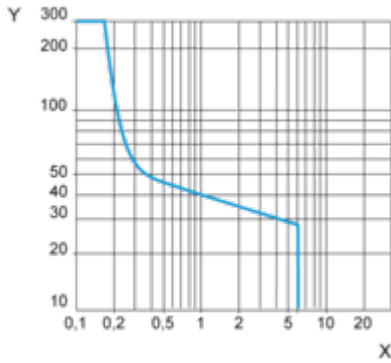
Performance Curves

Curves for Resistive Load

---

Maximum Switching Capacity on DC Load

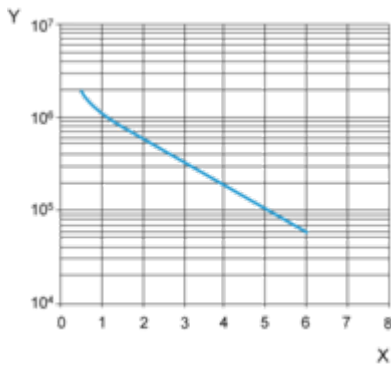
Resistive load



X DC Current  
Y DC Voltage

Electrical Durability

Only tested at 6A/250VAC, projection for the rest  
250 Vac Resistive load



X Switching current (A)  
Y Cycles

**Note :** These are typical curves, actual durability depends on load, environment, duty cycle, etc.

Technical Illustration

Dimensions

---

mm  
in.

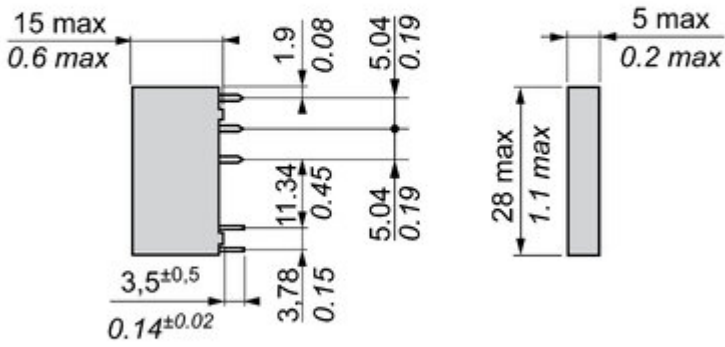


Image of product / Alternate images

Alternative

---





