


Product data sheet

Specifications



slim interface plug in relay, Harmony Electromechanical Relays, 6A, 1CO, without lockable test button, standard, 48V DC

RSL1AB4ED

Main

Range of product	Harmony Electromechanical Relays
Series name	RSL series
Product or component type	Plug-in relay
Relay type	Slim interface relay
Contact operation	Standard
Contacts type and composition	1 C/O
Control type	Without lockable test button
status LED	Without
[Uc] control circuit voltage	48 V DC
[Ithe] conventional enclosed thermal current	6 A at -40...55 °C

Complementary

[Uimp] rated impulse withstand voltage	6 kV conforming to IEC
[Ie] rated operational current	6 A (AC-1/DC-1) conforming to IEC/UL
minimum switching current	10 mA
Minimum switching voltage	12 V
Minimum switching capacity	120 mW
Rated operational voltage limits	36...67.2 V DC
[Ui] rated insulation voltage	250 V conforming to IEC 277 V conforming to cUL
Operating time	5 ms reset 12 ms
Maximum switching voltage	277 V
Drop-out voltage threshold	$\geq 0.05 U_c$
Load current	6 A at 250 V AC 0.5 mm mounting distance
Maximum switching capacity	1500 VA 50 W
Terminals description ISO n°1	(A1-A2)CO (11-12-14)OC
Average resistance	10600 Ohm at 23 °C +/- 15 %
Average coil consumption	0.21 W
Mechanical durability	10000000 cycles
Electrical durability	60000 cycles, 6 A at 250 V, AC-1 C/O

Safety reliability data	B10d = 60000
Operating rate	<= 360 cycles/hour under load <= 18000 cycles/hour no-load
Protection category	RT III
Mounting support	Socket or PCB
Operating position	Any position
Test levels	Level A group mounting
Device presentation	Complete product
Contacts material	Silver alloy (AgSnO2)
Shape of pin	Flat (PCB type)
Width	5 mm
Height	28 mm
Depth	18.5 mm
Product weight	0.0054 kg

Environment

Dielectric strength	1000 V AC between contacts 4000 V AC between coil and contact
Vibration resistance	+/- 1 mm (f= 10...55 Hz) conforming to IEC 60068-2-6
IP degree of protection	IP40 conforming to IEC 60529
Ambient air temperature for operation	-40...55 °C
Standards	CSA C22.2 No 14 IEC 61810-1 UL 508
Product certifications	UL EAC CSA
Ambient air temperature for storage	-40...70 °C
Shock resistance	5 gn (duration = 11 ms) for not operating conforming to IEC 60068-2-27 5 gn (duration = 11 ms) for in operation conforming to IEC 60068-2-27

Packing Units

Unit Type of Package 1	PCE
Number of Units in Package 1	1
Package 1 Height	0.500 cm
Package 1 Width	1.500 cm
Package 1 Length	2.800 cm
Package 1 Weight	5.000 g
Unit Type of Package 2	BB1
Number of Units in Package 2	10
Package 2 Height	0.700 cm
Package 2 Width	2.400 cm
Package 2 Length	30.500 cm
Package 2 Weight	70.000 g

Unit Type of Package 3	S01
Number of Units in Package 3	500
Package 3 Height	15.000 cm
Package 3 Width	15.000 cm
Package 3 Length	40.000 cm
Package 3 Weight	3.910 kg

Contractual warranty

Warranty	18 months
-----------------	-----------



Environmental Data

Schneider Electric aims to achieve Net Zero status by 2050 through supply chain partnerships, lower impact materials, and circularity via our ongoing “Use Better, Use Longer, Use Again” campaign to extend product lifetimes and recyclability.

[Environmental Data explained >](#)

[How we assess product sustainability >](#)

Environmental footprint

Total lifecycle Carbon footprint	2
----------------------------------	---

Use Better

Materials and Substances

Packaging made with recycled cardboard	Yes
--	-----

Packaging without single use plastic	No
--------------------------------------	----

[EU RoHS Directive](#)

Pro-active compliance (Product out of EU RoHS legal scope)

California proposition 65

WARNING: This product can expose you to chemicals including: Nickel compounds, which is known to the State of California to cause cancer, and Di-isodecyl phthalate (DIDP), which is known to the State of California to cause birth defects or other reproductive harm. For more information go to www.P65Warnings.ca.gov

Use Again

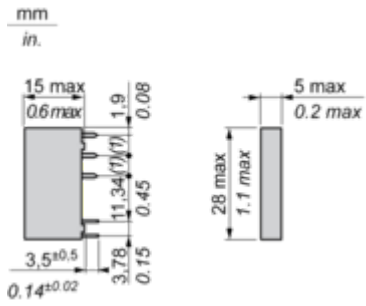
Repack and remanufacture

Take-back	No
-----------	----

Dimensions Drawings

Dimensions

Relay with Flat Pins (PCB Type)



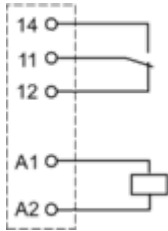
(1): 5.04 mm / 0.19 in.

Connections and Schema

Wiring Diagram

Relay with Flat Pins (PCB Type)

1 C/O contact

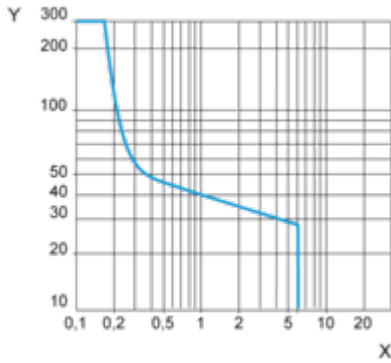


Performance Curves

Curves for Resistive Load

Maximum Switching Capacity on DC Load

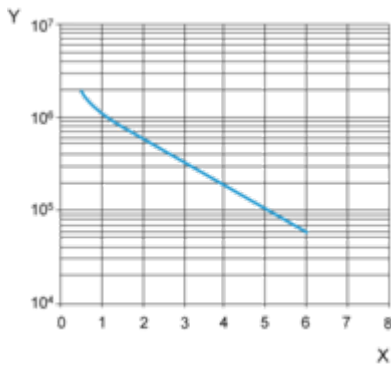
Resistive load



X DC Current
Y DC Voltage

Electrical Durability

Only tested at 6A/250VAC, projection for the rest
250 Vac Resistive load



X Switching current (A)
Y Cycles

Note : These are typical curves, actual durability depends on load, environment, duty cycle, etc.

Technical Illustration

Dimensions

mm
in.

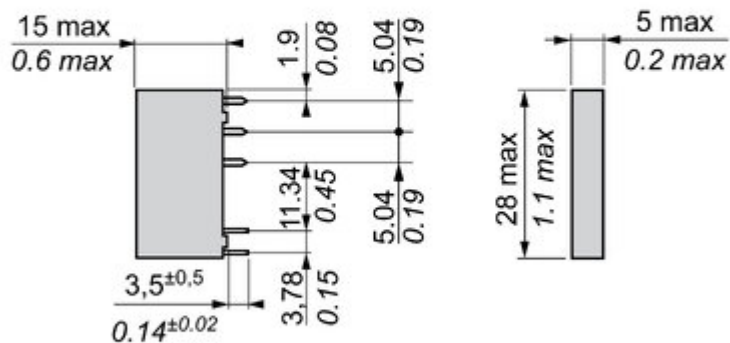


Image of product / Alternate images

Alternative

