

# Product data sheet

Specifications



miniature plug in relay, Harmony Electromechanical Relays, 6A, 4C/O, with LED, lockable test but to n, 48V AC

RXM4AB2E7

**Product availability: Non-Stock - Not normally stocked in distribution facility**

## Main

Range of Product	Harmony Electromechanical Relays
Series name	RXM series
Product or Component Type	Plug-in relay
Relay Type	Miniature relay
Contacts type and composition	4 C/O
Status LED	With
Control Type	Lockable test button
[Uc] control circuit voltage	48 V AC 50/60 Hz
[Ithe] conventional enclosed thermal current	6 A
Continuous output current	5 A

## Complementary

[Uimp] rated impulse withstand voltage	2.5 kV 1.2/50 $\mu$ s
[Ie] rated operational current	3 A 28 V DC) NC IEC 3 A 250 V AC) NC IEC 6 A 28 V DC) NO IEC 6 A 250 V AC) NO IEC 6 A 277 V AC) UL 8 A 30 V DC) UL
Minimum switching capacity	170 mW 10 mA, 17 V
Electrical durability	100000 cycles resistive
Average coil consumption in VA	1.2 60 Hz
Rated operational voltage limits	38.4...52.8 V AC
[Ui] rated insulation voltage	250 V IEC 300 V CSA 300 V UL
Average consumption	1.2 VA 60 Hz
Maximum switching voltage	250 V IEC
Drop-out voltage threshold	$\geq 0.15 U_c$
Load current	6 A 250 V AC 6 A 28 V DC
Operating time	20 ms
Maximum switching capacity	1500 VA/168 W
Average resistance	710 Ohm 20 °C +/- 15 %

Price is "List Price" and may be subject to a trade discount – check with your local distributor or retailer for actual price.

<b>Mechanical durability</b>	10000000 cycles
<b>Safety reliability data</b>	B10d = 100000
<b>Operating rate</b>	<= 1200 cycles/hour under load <= 18000 cycles/hour no-load
<b>Utilisation coefficient</b>	20 %
<b>CAD overall height</b>	3.3 in (82.8 mm)
<b>CAD overall depth</b>	3.16 in (80.35 mm)
<b>reset time</b>	20 ms
<b>Dielectric strength</b>	1300 V AC between contacts with micro disconnection 2000 V AC between coil and contact with basic insulation 2000 V AC between poles with basic insulation
<b>Compatibility code</b>	RXM
<b>Protection category</b>	RT I
<b>Pollution degree</b>	2
<b>Operating position</b>	Any position
<b>Test levels</b>	Level A group mounting
<b>Device presentation</b>	Complete product
<b>Contacts material</b>	AgNi
<b>Shape of pin</b>	Flat (faston type)
<b>Product Weight</b>	0.082 lb(US) (0.037 kg)

## Environment

<b>Ambient air temperature for operation</b>	-40...131 °F (-40...55 °C)
<b>IP degree of protection</b>	IP40 conforming to IEC 60529
<b>Standards</b>	CSA C22.2 No 14 UL 508 IEC 61810-1
<b>Product Certifications</b>	UL Lloyd's CE CSA GOST IECEE CB Scheme
<b>Ambient Air Temperature for Storage</b>	-40...185 °F (-40...85 °C)
<b>Vibration resistance</b>	3 gn +/- 1 mm 10...150 Hz)5 cycles in operation 5 gn +/- 1 mm 10...150 Hz)5 cycles not operating
<b>Shock resistance</b>	10 gn in operation 30 gn not operating

## Ordering and shipping details

<b>Category</b>	US10CP221127
<b>Discount Schedule</b>	0CP2
<b>GTIN</b>	3389119403825
<b>Returnability</b>	Yes
<b>Country of origin</b>	CN

## Packing Units

<b>Unit Type of Package 1</b>	PCE
<b>Nbr. of units in pkg.</b>	1
<b>Package 1 Height</b>	0.79 in (2.000 cm)
<b>Package 1 Width</b>	0.87 in (2.200 cm)
<b>Package 1 Length</b>	1.69 in (4.300 cm)
<b>Package weight(Lbs)</b>	1.270 oz (36.000 g)
<b>Unit Type of Package 2</b>	BB1
<b>Number of Units in Package 2</b>	10
<b>Package 2 Height</b>	1.22 in (3.100 cm)
<b>Package 2 Width</b>	4.06 in (10.300 cm)
<b>Package 2 Length</b>	4.96 in (12.600 cm)
<b>Package 2 Weight</b>	13.757 oz (390.000 g)
<b>Unit Type of Package 3</b>	S02
<b>Number of Units in Package 3</b>	240
<b>Package 3 Height</b>	5.91 in (15.000 cm)
<b>Package 3 Width</b>	11.81 in (30.000 cm)
<b>Package 3 Length</b>	15.75 in (40.000 cm)
<b>Package 3 Weight</b>	21.799 lb(US) (9.888 kg)

## Contractual warranty

<b>Warranty</b>	18 months
-----------------	-----------



## Environmental Data

Schneider Electric aims to achieve Net Zero status by 2050 through supply chain partnerships, lower impact materials, and circularity via our ongoing “Use Better, Use Longer, Use Again” campaign to extend product lifetimes and recyclability.

[Environmental Data explained >](#)

[How we assess product sustainability >](#)

### Environmental footprint

Carbon footprint (kg CO2 eq, Total Life cycle) 32

Environmental Disclosure [Product Environmental Profile](#)

## Use Better

### Materials and Substances

Packaging made with recycled cardboard Yes

Packaging without single use plastic Yes

[EU RoHS Directive](#) Pro-active compliance (Product out of EU RoHS legal scope)

REACH Regulation [REACH Declaration](#)

California proposition 65 **WARNING:** This product can expose you to chemicals including: Nickel compounds, which is known to the State of California to cause cancer, and Di-isodecyl phthalate (DIDP), which is known to the State of California to cause birth defects or other reproductive harm. For more information go to [www.P65Warnings.ca.gov](http://www.P65Warnings.ca.gov)

## Use Again

### Repack and remanufacture

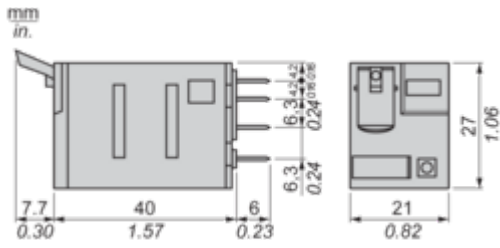
Circularity Profile [End of Life Information](#)

Take-back No

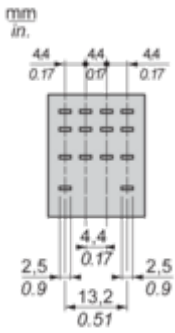
Dimensions Drawings

Dimensions

---



Pin Side View



Connections and Schema

Wiring Diagram

---



Symbols shown in blue correspond to Nema marking.

Performance Curves

Electrical Durability of Contacts

Durability (inductive load) = durability (resistive load) x reduction coefficient.

Resistive AC load



X Switching capacity (kVA)

Y Durability (Number of operating cycles)

A RXM2AB...

B RXM3AB...

C RXM4AB...

D RXM4GB...

Reduction coefficient for inductive AC load (depending on power factor cos φ)



Y Reduction coefficient (A)

Maximum switching capacity on resistive DC load



X Voltage DC

Y Current DC

A RXM2AB...

B RXM3AB...

C RXM4AB...

D RXM4GB...

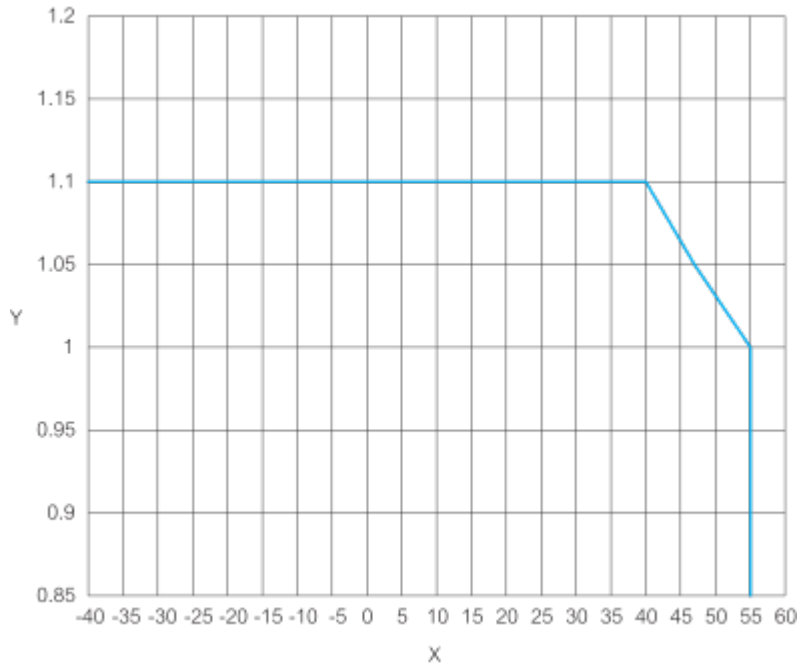
Note : These are typical curves, actual durability depends on load, environment, duty cycle, etc.

For inductive load, to increase relay life cycles, please add a proper load protection circuit (eg: RC protection/Varistor/ free Wheeling diode -DC load only- ).

For low level loads (below 10mA), we recommend to use RXM\*GB series with bifurcated contacts relays instead.



AC Coil Voltage and Operating Temperature under continuous duty

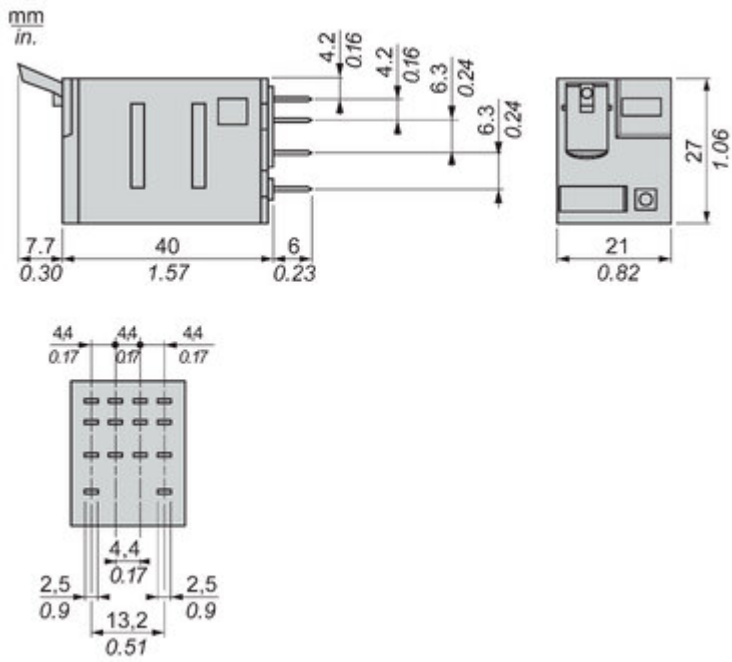


X : Operating temperature (°C)

Y : AC coil voltage (UC)

Technical Illustration

Dimensions



Offer Marketing Illustration

Product benefits / Features

---

## Technical Benefits

Harmony RXMAB Relay

RXM\*AB sockets:

- Mixed or separate contact arrangement
- Push-in, screw clamp or screw connector terminal

Plastic or metal maintaining clamp to protect against vibration

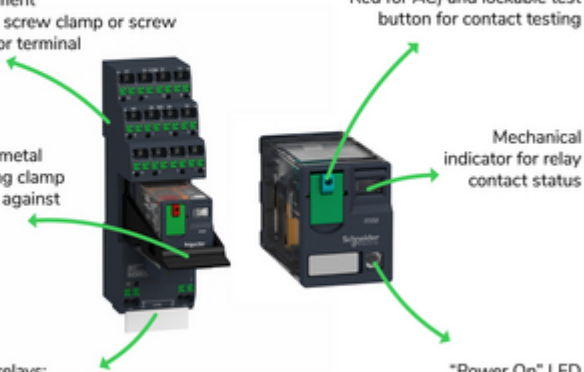
Push button (Blue for DC, Red for AC) and lockable test button for contact testing

Mechanical indicator for relay contact status

RXM\*AB relays:

- 2CO-12A, 3CO-10A, 4CO-6A
- 12-220VDC, 24-240VAC

"Power On" LED for relay status



Offer Marketing Illustration

Product benefits / Features

---

### Features

#### Harmony RXMAB Relay



- 

Pluggable relay module for easy replacement and retrofitting of relays
- 

Conforms to international standards: IEC, CE, UL, CSA, EAC, Lloyd's, RoHS and REACH
- 

Save time and cost with pre-assembled relays and push-in sockets
- 

Add-on protection modules and timer relay for flexibility

Image of product / Alternate images

Alternative

---



