

PROGRAMMABLE MULTI-FUNCTION | MULTI-RANGE

TE-881 SERIES



- ◆ 10 field-selectable functions in one unit
- ◆ Universal Input Voltage: 12-240V AC/DC
- ◆ 0.1 second - 10 days programmable time delay
- ◆ 15A SPDT output contacts
- ◆ LEDs indicate output relay status & timing mode
- ◆ Compact 17.5mm enclosure mounts on 35mm DIN track
- ◆ Pilot duty rating



Better. By Design.

800.238.7474

WWW.MACROMATIC.COM

SALES@MACROMATIC.COM

The TE-881 Series time delay relays offer 10 timing functions and a universal voltage input (12-240V AC/DC) with a programmable time range from 0.1 second – 10 days all in one compact unit. Choose between versions with 15A SPDT or DPDT output contacts. A green LED indicates input voltage applied; a red LED blinks during timing and is steady when the output relay is energized. These products have a compact 17.5mm enclosure which snaps on to 35mm DIN rail. This conserves space and reduces installation time, which saves money. With all this flexibility, the TE-881 Series replaces hundreds of separate time delay relays.

CATALOG NUMBER	TE-8816U	TE-8812U
Input		
Voltage Range	12-240V AC/DC, 50/60Hz	12-240V AC/DC, 50/60Hz
Operating Range	-15% of 12V, +10% of 240V	-15% of 12V, +10% of 240V
Burden	3VA (AC), 1.7W (DC)	3VA (AC), 1.7W (DC)
Output		
Configuration	SPDT	DPDT
Rating	15A @ 240V AC 1/3HP @ 120V AC, 3/4HP @ 240V AC, B300	
Minimum Switching	100mA @ 5V AC or 5V DC	
Contact Material	Silver Alloy	
Life	10 million operations mechanical; 70,000 electrical	
Timing		
Number of Functions	10 (see descriptions on Page 44)	
Time Ranges	8 different time ranges built-in:	
	100 ms - 1 Sec.	0.1 - 1 Hr.
	1 - 10 Sec.	1 - 10 Hr.
	0.1 - 1 Min.	0.1 - 1 Day
	1 - 10 Min.	1 - 10 Days
Repeat Accuracy	±0.2%	
Setting Accuracy	5%	
Reset Time	150ms maximum	
Trigger Pulse Length	50ms maximum	
Other		
Mounting	35mm DIN Rail only	
Agency Approval	cULus CE (File #E109466)	
Temperature	Storage: -30° to 70° C (-22° to 158° F) Operating: -20° to 55° C (-4° to 131° F)	
LED Indication	Green-Input Voltage; Red-Timing or Relay ON	
Terminations	14 AWG (2.5mm ²)	

PROGRAMMABLE MULTI-FUNCTION | MULTI-RANGE

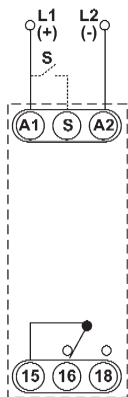
TE-881 SERIES

FUNCTIONS

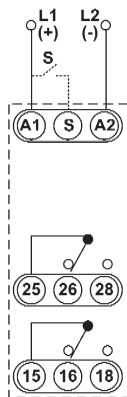
FUNCTION	DIAL SETTING	GRAPH	FUNCTION	DIAL SETTING	GRAPH
ON DELAY	A		REPEAT CYCLE * (ON 1ST)	F	
REPEAT CYCLE * (OFF 1ST)	B		PULSE GENERATOR (PULSE=0.5 SEC)	G	
INTERVAL	C		ONE SHOT	H	
OFF DELAY	D		ON/OFF DELAY *	I	
RETRIGGERABLE ONE SHOT (Watchdog)	E		MEMORY LATCH (Latching Relay)	J	

* Note: ON & OFF times are the same.

CONNECTION DIAGRAMS

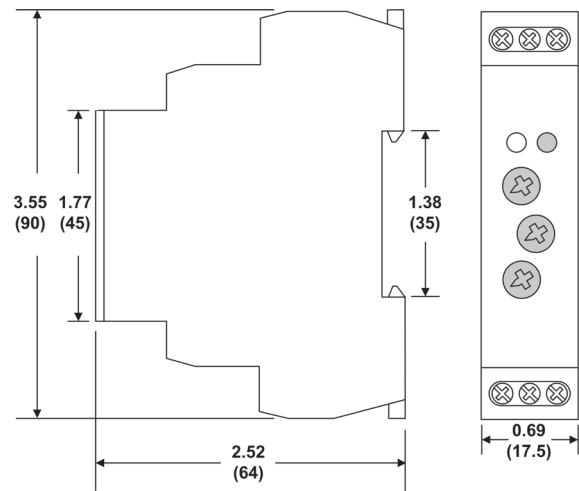


TE-8816U
SPDT



TE-8812U
DPDT

DIMENSIONS



All Dimensions in
Inches (Millimeters)