

Manual Switches

Buttons/Lens for Switches and Indicators

AML51 PUSHBUTTON ORDER GUIDE (All possible color combinations may not be available.)

For Incandescent or non-lighted display switches and pushbutton style indicators.

AML51-C	10	R	—
For AML11, 21, 31 switches and AML41 indicators: Pushbutton Style	Display Legend/Type	Full Color or 1st Color Split	2nd Color Split
 AML51-C  AML51-F  AML51-G  AML51-A  AML51-H  AML51-N*  AML51-B*  AML51-E*  AML51-M*  AML51-R*	Transmitted Color 10 No legend 20 With legend on cap. Transmitted Color (Clear cap and color insert) 11 No legend 21 With legend on insert Dead Front (Smoky gray cap and color insert) 30 No legend 40 With legend on insert ****Projected Color (White cap and color insert) 50 No legend 60 With legend on cap	R Red Y Yellow G Green B Blue W**** White K*** Black L*** Gray A** Amber	R Red Y Yellow G Green B Blue W**** White K*** Black L*** Gray A** Amber
For AML41D indicators only:			
 AML51-D			




Example: **AML51-C10R**
 Square full color button; with transmitted color, no legend; red.

**Available with transmitted color and dead front only.
 ***Black and gray not recommended for lighted display.
 †AML51-N buttons not available with Display/Legend Types 10 and 20.
 Note: Dimensions include the .060 in bezel.

*Available with transmitted color (10 or 20) only.
 ****Insert is clear for projected color when "W" is used.

AML51 LENS ORDER GUIDE

(All possible color combinations may not be available.)
 For incandescent display AML41J, K, and L lens style indicators only.

AML51-J	10	R		
Lens style	Display/Legend Type	Full Color or 1st Color Split	2nd Color Split	3rd Color Split
 AML51-J  AML51-K  AML51-L	Transmitted Color 10 No legend 20 With legend Transmitted Color (Clear cap and color insert) 11 No legend 21 With legend Dead Front (Smoky gray cap and color insert) 30 No legend 40 With legend ****Projected Color (White cap and color insert) 50 No legend 60 With legend	R Red Y Yellow G Green B Blue W**** White A** Amber	R Red Y Yellow G Green B Blue W**** White A** Amber	R Red Y Yellow G Green B Blue W**** White A** Amber

AML51 lens buttons provide added display area by snapping onto and covering the bezel of AML41J, K, and L indicators. They do not fit other indicators or switches.

Example: **AML51-J10R**
 Rectangular lens type button; full color; transmitted color, no legend; red.

HOW TO ORDER BUTTON LEGENDS

When specifying legended buttons, submit a legend order sheet to cover each listing. To insure proper legend orientation, AML housings (when viewed from the panel front) should have the "MICRO SWITCH" identification facing UP on square devices and UP or to the LEFT on rectangular.

Button legend order sheets are shown on the following pages. Reproduce them on your office copier.

Legend Sheet	Form No.
AML51 Pushbuttons	FO-63394
AML51 Lens buttons	FO-63395
AML52 Pushbuttons	FO-63504
AML53 Paddle switch covers	FO-63567
AML55 Paddle switch covers	FO-63565
AML54 Rockers	FO-63566
AML56 Rockers	FO-63564

**Not available with projected color.
 ****Insert is clear for projected color when "W" is used.