

Data sheet

SP145xxHBNC ASP145

Page 1/6

P/N

ASP145xx22

xx=number of poles

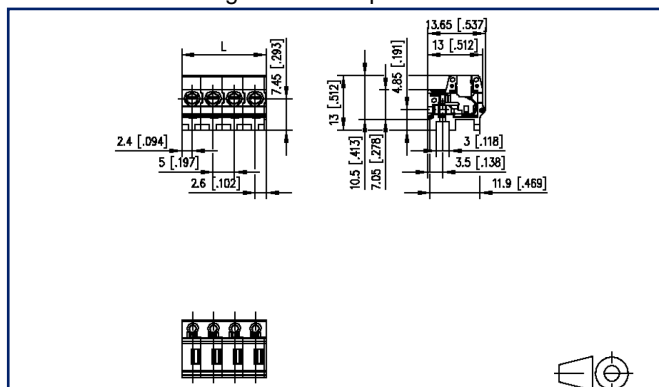
2024/12/06

Version: AD

Illustrations



Dimensional drawing as an example



See enlarged drawings at the end of document

Product specification

- spring clamp terminal block, pluggable
- centerline 5.00 mm, direction of connection 90°
- fittable without loss of poles
- color black
- push-button, wire entry perpendicular or parallel to plug direction, three plugging directions





U | Contact

Data sheet SP145xxHBNC ASP145

Page 2/6

P/N
ASP145xx22
xx=number of poles
2024/12/06
Version: AD

Technical Data

General Data	
min. number of poles	2
max. number of poles	12
Insulating material class	CTI 225
clearance/creepage dist.	3.2 mm
Protection category	IP20
Insul. strip length	7 mm
Rated current	13.5 A
Terminal data	
rat.wiring solid AWGmax	0.08 mm ² - 1.5 mm ² / AWG 28 - AWG 16
rat.wiring strand.AWGmax	0.08 mm ² - 1.5 mm ² / AWG 28 - AWG 16
Approvals	
 V / A / AWG	300 / 6 / 28 - 16
approval UL - File No.	E121004
 1.5 mm ²	250 V / 13.5 A
Material	
insulating material	PA66
flammability class	V0
spring material	Spring steel
contact material	CuSn
Contact surface	Sn
Glow-Wire Flammability GWFI	960 °C acc. to IEC 60695-2-12
Glow-Wire Flammability GWIT	775 °C acc. to IEC 60695-2-13
Climatic Data	
upper limit temperature	105 °C
lower limit temperature	-40 °C
general	
Tolerance	ISO 2768 -mH
Application note	

U | Contact

Data sheet

Page 3/6

SP145xxHBNC ASP145

P/N

ASP145xx22

xx=number of poles

2024/12/06

Version: AD

Technical Data

This product is a standard product of METZ CONNECT. METZ CONNECT is not aware of the specific intended use of the goods by the Customer or any customers of the Customer. The Customer guarantees that it has fully and sufficiently tested the use of the goods and any product modifications, product changes or product enhancements with regard to the specific intended use in accordance with the state of the art or in any other way. At METZ CONNECT's request, the Customer shall submit and make available meaningful evidence (e.g. test and laboratory protocols, certifications, etc.).



U | Contact

Data sheet

SP145xxHBNC ASP145

Page 4/6

P/N

ASP145xx22

xx=number of poles

2024/12/06

Version: AD

Accessories

P/N	Designation
711162-0164	Draht_Brücke_K88_ASP155_RM5
711162-0264	Draht_Brücke_K88_ASP155_RM5
711162-0364	Draht_Brücke_K88_ASP155_RM10

U | Contact

Data sheet

SP145xxHBNC ASP145

Page 5/6

P/N

ASP145xx22

xx=number of poles

2024/12/06

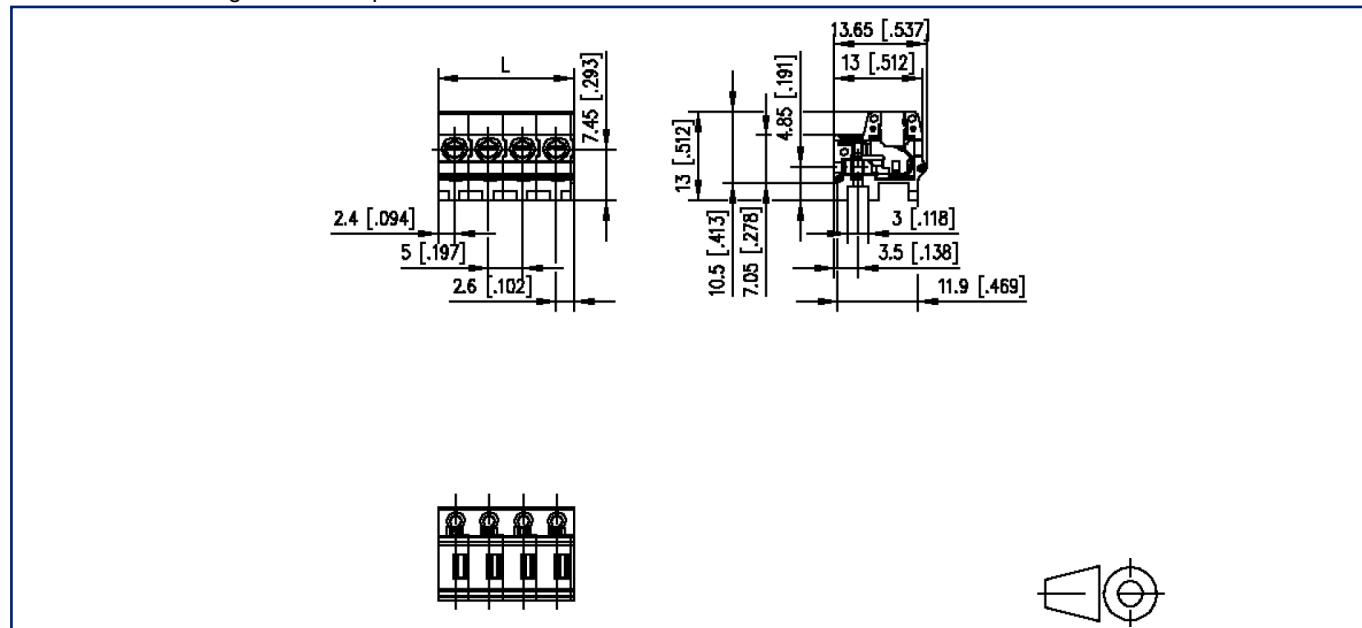
Version: AD

Counterpart

P/N	Designation
310461	PR035xxVBHC Type 046
313171	PM015xxVBHC Type 317
313181	PM025xxVBHC Type 318

Illustrations

Dimensional drawing as an example



$L = (\text{pole size} - 1) \times \text{centerline} + 5 \text{ mm} [0.197]$