

## Data sheet

ST137xxDDNC AST137

Page 1/5

P/N

AST137xx04

xx=number of poles

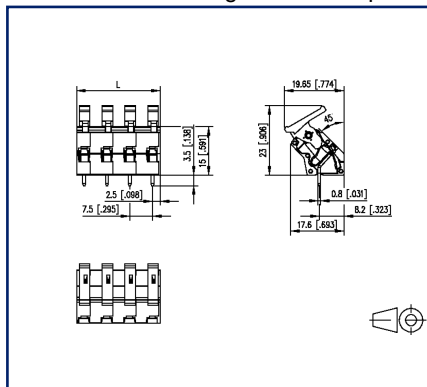
2024/12/06

Version: J

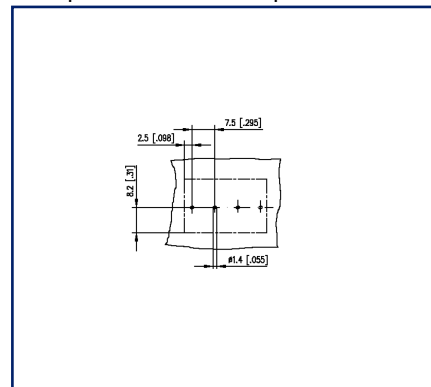
### Illustrations



Dimensional drawing as an example



Drill pattern as an example



See enlarged drawings at the end of document

### Product specification

- spring clamp terminal block, solderable
- centerline 7.50 mm, direction of connection 45°
- fittable without loss of poles
- color gray
- eccentric lever



## Technical Data



### General Data

Solder pin length	3.5 mm		
min. number of poles	2		
max. number of poles	24		
Insulating material class	CTI 600		
clearance/creepage dist.	6.5 mm		
Protection category	IP20		
Insul. strip length	6 mm		
Rated current	16 A		
Overvoltage category	III	III	II
Pollution degree	3	2	2
Rated voltage	320 V	800 V	800 V
Rated test voltage	6 kV	6 kV	6 kV

### Terminal data

rat.wiring solid AWGmax	0.2 mm <sup>2</sup> - 2.5 mm <sup>2</sup> / AWG 28 - AWG 12
rat.wiring strand.AWGmax	0.2 mm <sup>2</sup> - 2.5 mm <sup>2</sup> / AWG 28 - AWG 12

### Approvals

 V / A / AWG	300 / 13 / 28 - 12
approval UL - File No.	E121004
 2.5 mm <sup>2</sup>	320 V / 6 kV / 19 A

### Material

insulating material	PA66
flammability class	V0
spring material	Spring steel
contact material	CuSn
Contact surface	Sn
Glow-Wire Flammability GWFI	960 °C acc. to IEC 60695-2-12
Glow-Wire Flammability GWIT	775 °C acc. to IEC 60695-2-13

### Climatic Data

upper limit temperature	105 °C
lower limit temperature	-40 °C

# U | Contact

Data sheet  
ST137xxDDNC AST137

Page 3/5

P/N  
AST137xx04  
xx=number of poles  
2024/12/06  
Version: J

## Technical Data

### general

Tolerance	ISO 2768 -mH
Solderability	Acc. to JEDEC JESD22-B102E 245°C/5s

### Application note

This product is a standard product of METZ CONNECT. METZ CONNECT is not aware of the specific intended use of the goods by the Customer or any customers of the Customer. The Customer guarantees that it has fully and sufficiently tested the use of the goods and any product modifications, product changes or product enhancements with regard to the specific intended use in accordance with the state of the art or in any other way. At METZ CONNECT's request, the Customer shall submit and make available meaningful evidence (e.g. test and laboratory protocols, certifications, etc.).

# U | Contact

Data sheet

ST137xxDDNC AST137

Page 4/5

P/N

AST137xx04

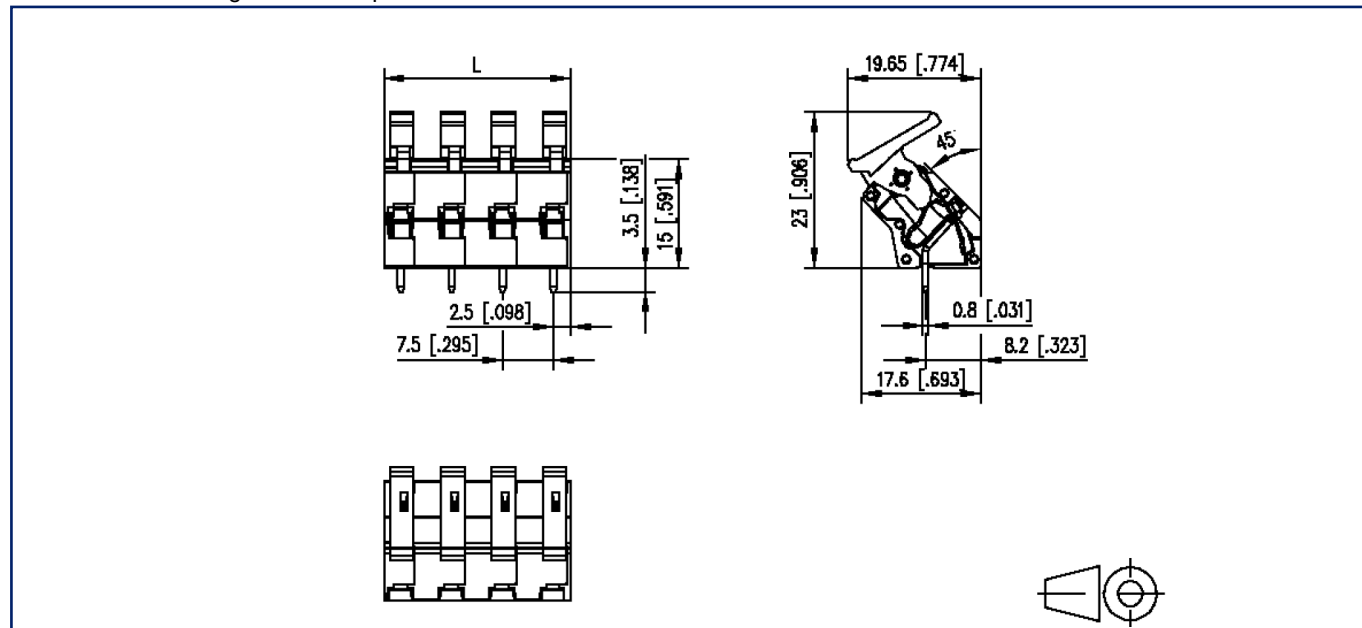
xx=number of poles

2024/12/06

Version: J

## Illustrations

Dimensional drawing as an example



$L = (\text{pole size} - 1) \times \text{centerline} + 5 \text{ mm} [0.197]$

# U | Contact

Data sheet

ST137xxDDNC AST137

Page 5/5

P/N

AST137xx04

xx=number of poles

2024/12/06

Version: J

## Illustrations

Drill pattern as an example

