

Data sheet

**PC board jack M12, D-coded, 4-pole, IP67,
rear mounting**

Page 1/5

P/N

MMT371A115

EAN 4251394621999

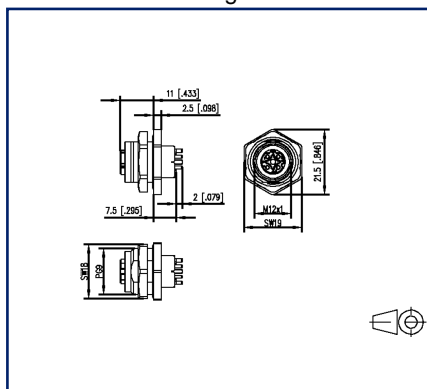
2024/11/06

Version: O

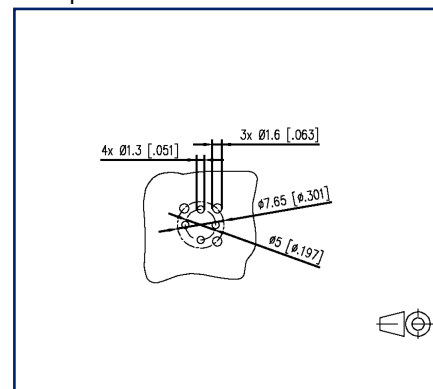
Illustrations



Dimensional drawing



Drill pattern



See enlarged drawings at the end of document

Product specification

- PC board jack M12
- Cat.5
- 4-pole, D-coded according to IEC 61076-02-101
- rear wall mounting
- for 100 MBit Fast Ethernet (IEEE 802.3an)
- THR solderable
- Top entry
- Contact carriers green
- IP67 when plugged in
- suitable for applications in the railway industry according to data sheet



PC board jack M12, D-coded, 4-pole, IP67, rear mounting

P/N

MMT371A115

EAN 4251394621999

2024/11/06

Version: O

Technical Data

General Data

Dimensions

Dimension (D x H)	Ø 21.5 mm x 20.5 mm
Dimension (D x H)	0.846 in. x 0.807 in.
Ports	Single port
Coding	D-coded

Electrical characteristics

Rated voltage	250 V
Effective value of the withstand voltage	1.4 kV
Current carrying capacity at 40 °C	4 A
Insulation resistance	min. 100 MOhm
Overvoltage category	II
Degree of pollution	2

Mechanical data

Material

Material - Housing	CuZnPb
Material - Contact	CuZnPb
Contact surface	Ni + Au
Shield material	CuSn
Material - Insulating body	PA UL94 V0
Color	metallike
Life - Number of mating cycles	>= 100
Tightening torque - Plug	0,6 - 1 Nm
Tightening torque - Jack mounting	3 Nm +/- 0,5 Nm
Protection category	IP67 when plugged in

Climatic properties

Temperature - Operating °C	-40 °C - 85 °C
Temperature - Operating °F	-40 °F - 185 °F



U | Contact

Data sheet

Page 3/5

PC board jack M12, D-coded, 4-pole, IP67, rear mounting

P/N

MMT371A115

EAN 4251394621999

2024/11/06

Version: O

Technical Data

Approvals

Approval mark UL/CSA	E305050
----------------------	---------

Packaging

Type of packaging	10 pc(s) / blister packaging
-------------------	------------------------------

Standards/Regulations

Railway applications

Electronic equipment used on rolling stock	following to DIN EN 50155
Fire protection on railway vehicles	following to DIN EN 45545-2
Contact holder	Thermoplastic HL3 according to R22 EN 45545-2
Sealings	Elastomer
Shock and vibration	DIN EN 50155:2018-05, DIN EN 61373:2011-04 Class 1 Category B
Salt spray	DIN EN 50155:2018-05, (DIN EN 60068-2-11:2000-02/ 48h test KA)

Classifications

ETIM 7.0	EC002637
ETIM 8.0	EC002637
ETIM 9.0	EC002637

Application note

This product is a standard product of METZ CONNECT. METZ CONNECT is not aware of the specific intended use of the goods by the Customer or any customers of the Customer. The Customer guarantees that it has fully and sufficiently tested the use of the goods and any product modifications, product changes or product enhancements with regard to the specific intended use in accordance with the state of the art or in any other way. At METZ CONNECT's request, the Customer shall submit and make available meaningful evidence (e.g. test and laboratory protocols, certifications, etc.).

U | Contact

Data sheet

PC board jack M12, D-coded, 4-pole, IP67,
rear mounting

Page 4/5

P/N

MMT371A115

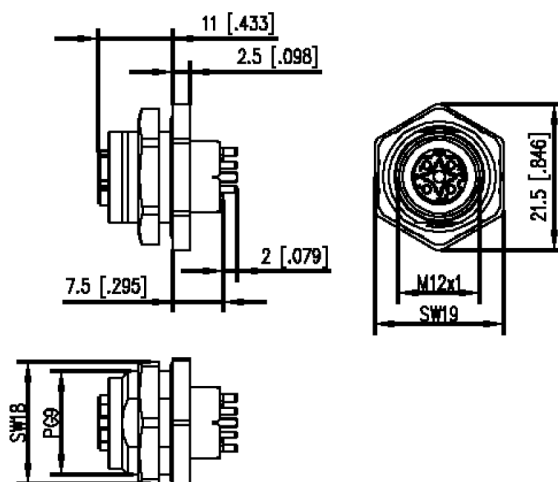
EAN 4251394621999

2024/11/06

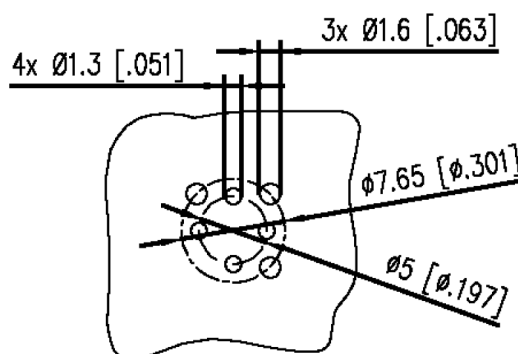
Version: O

Illustrations

Dimensional drawing



Drill pattern



U | Contact

Data sheet

PC board jack M12, D-coded, 4-pole, IP67,
rear mounting

Page 5/5

P/N

MMT371A115

EAN 4251394621999

2024/11/06

Version: O

Illustrations

Cut-out

