

Data sheet

SR99S01VBNN03G7 green

Page 1/7

P/N
SR99S01VBNN03G7

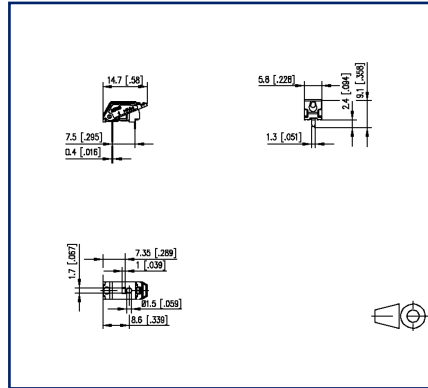
2024/12/09

Version: AL

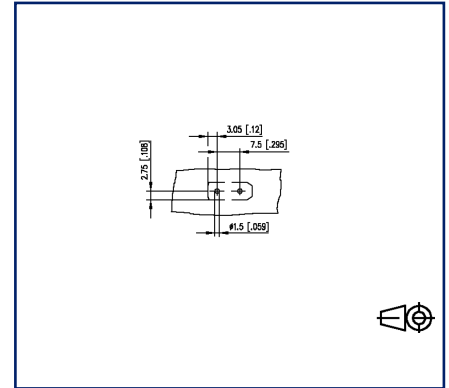
Illustrations



Dimensional drawing as an example



Drill pattern as an example



See enlarged drawings at the end of document

Product specification

- ethernet-capable spring clamp terminal block, THR solderable, double solder pins
- direction of connection 90°
- fittable without loss of poles
- color green
- Tape & Reel packaging possible
- finger push-button
- test point and wire connection indicator
- Variants: black, creme white, yellow, green, red, blue, orange, gray, brown, white

Technical Data



General Data

| | |
|---------------------------|---------|
| Solder pin length | 2.4 mm |
| pole size | 1 |
| Insulating material class | CTI 600 |
| Protection category | IP20 |
| Insul. strip length | 7 mm |
| Rated current | 9 A |

Terminal data

| | |
|--------------------------|---|
| rat.wiring solid AWGmax | 0.2 mm ² - 1.5 mm ² / AWG 24 - AWG 16 |
| rat.wiring strand.AWGmax | 0.2 mm ² - 1.5 mm ² / AWG 24 - AWG 16 |

Approvals

| | |
|--|-------------------|
|  V / A / AWG | 300 / 9 / 24 - 16 |
| approval UL - File No. | E121004 |
|  0.75 mm ² | 9 A / T60 |

Transmission characteristics

| | |
|---|---|
| 2-pole Data transmission according to IEEE 802.3cg | 10 Mbit/s up to 1.000 m STP |
| 2-pole Data transmission according to IEEE 802.3bp | 1Gbit/s up to 15 m UTP 1Gbit/s up to 40 m STP |
| 4-pole Data transmission according to IEEE 802.3i/u/y | 10/100 MBit/s up to 100 m |
| 8-pole Data transmission according to IEEE 802.3ab | 1 GBit/s up to 100 m |
| 8-pole Data transmission according to IEEE 802.3an | 10 GBit/s up to 100 m |
| 2-pole Power transmission | PoDL, IEEE 802.3bu 60 W |
| 4-pole Power transmission | PoE, IEEE 802.3af, 15,4 W PoE+, IEEE 802.3at, 30 W |
| 8-pole Power transmission | PoE, IEEE 802.3af, 15,4 W PoE+, IEEE 802.3at, 30 W 4PPoE, IEEE802.3bt, 90 W |

Material

| | |
|---------------------|--------------|
| insulating material | PPA |
| flammability class | V0 |
| spring material | Spring steel |

Technical Data

| | |
|-----------------------------|-------------------------------|
| contact material | CuSn |
| Contact surface | Sn |
| Glow-Wire Flammability GWFI | 850 °C acc. to IEC 60695-2-12 |
| Glow-Wire Flammability GWIT | 775 °C acc. to IEC 60695-2-13 |

Climatic Data

| | |
|-------------------------|--------|
| upper limit temperature | 105 °C |
| lower limit temperature | -40 °C |

general

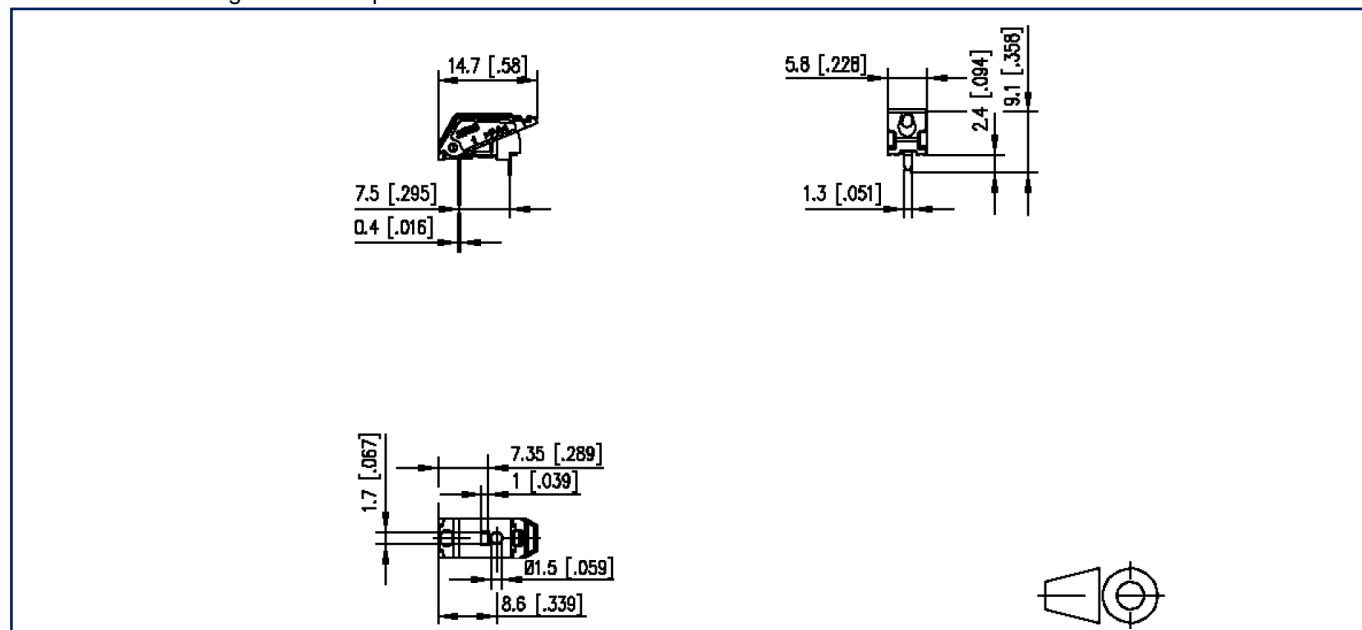
| | |
|-----------------------|---|
| Tolerance | ISO 2768 -mH |
| Solderability | reflowable |
| Note PCB compensation | The PCB compensation is necessary to achieve the specified data transmission specifications |

Application note

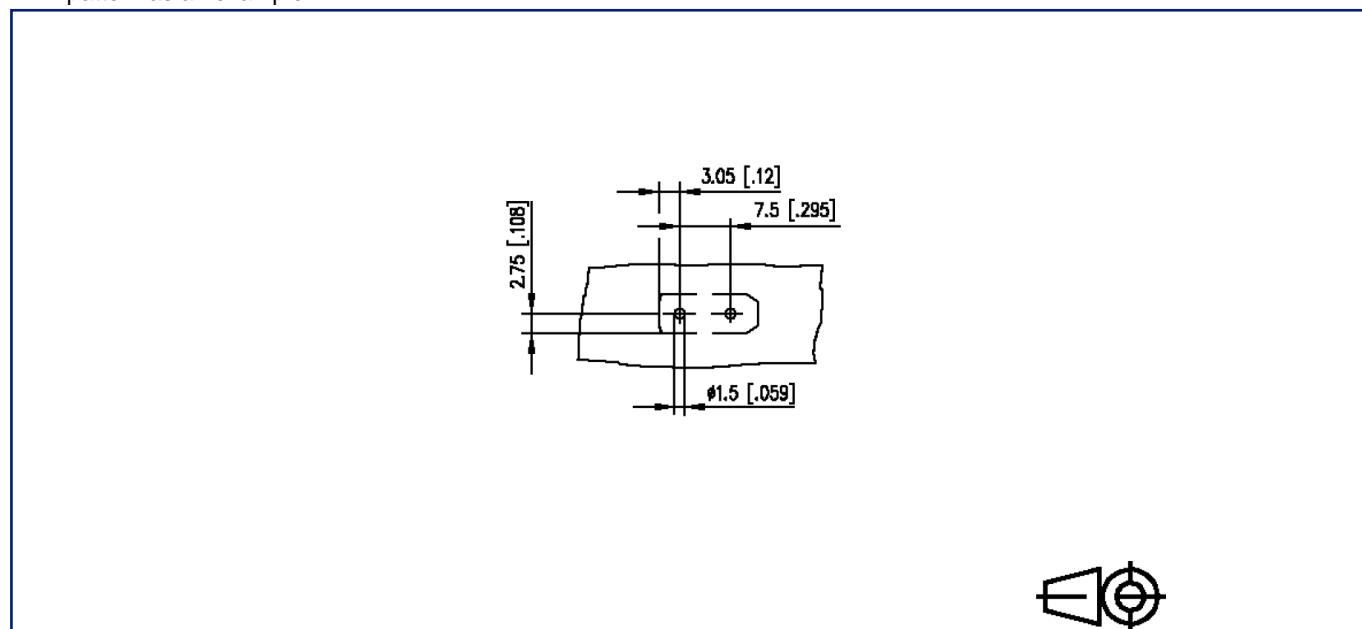
This product is a standard product of METZ CONNECT. METZ CONNECT is not aware of the specific intended use of the goods by the Customer or any customers of the Customer. The Customer guarantees that it has fully and sufficiently tested the use of the goods and any product modifications, product changes or product enhancements with regard to the specific intended use in accordance with the state of the art or in any other way. At METZ CONNECT's request, the Customer shall submit and make available meaningful evidence (e.g. test and laboratory protocols, certifications, etc.).

Illustrations

Dimensional drawing as an example

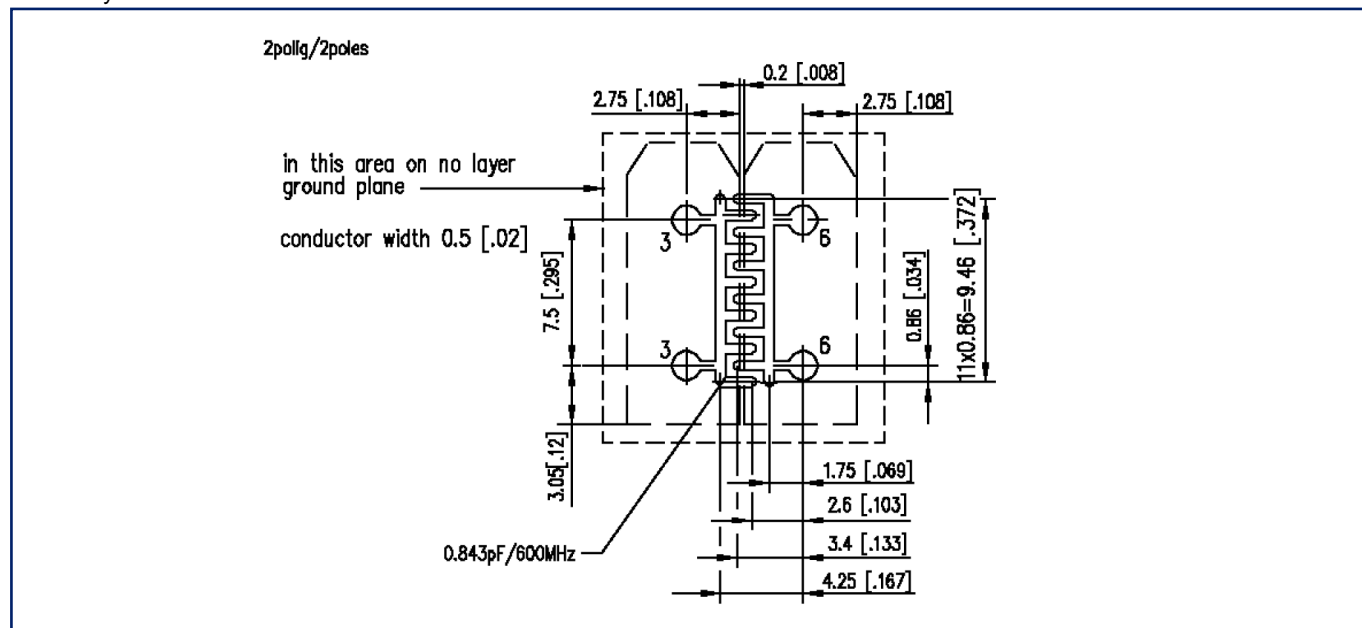


Drill pattern as an example



Illustrations

PCB-Layout

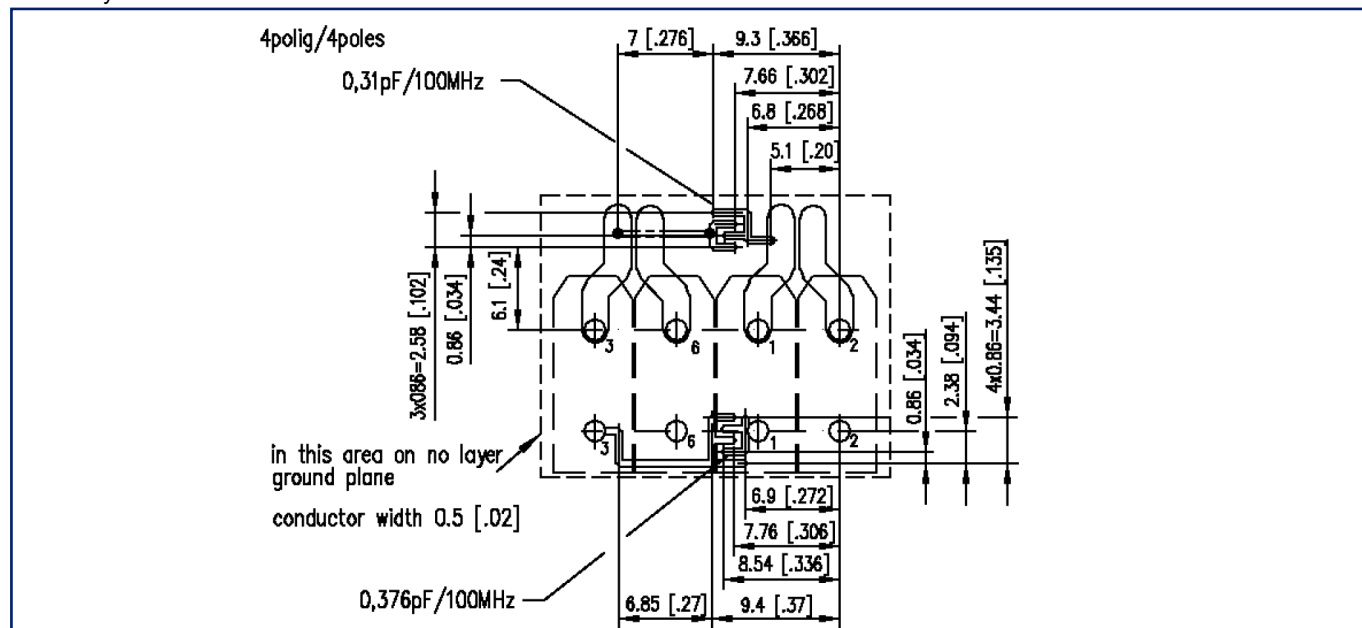


General PCB specifications

- PCB with solder resist
- PCB thickness: 1.5 mm / 2-ply
- Material: FR4
- Dielectric constant: relative permittivity = 4.4
- Copper thickness: 40 µm

Illustrations

PCB-Layout

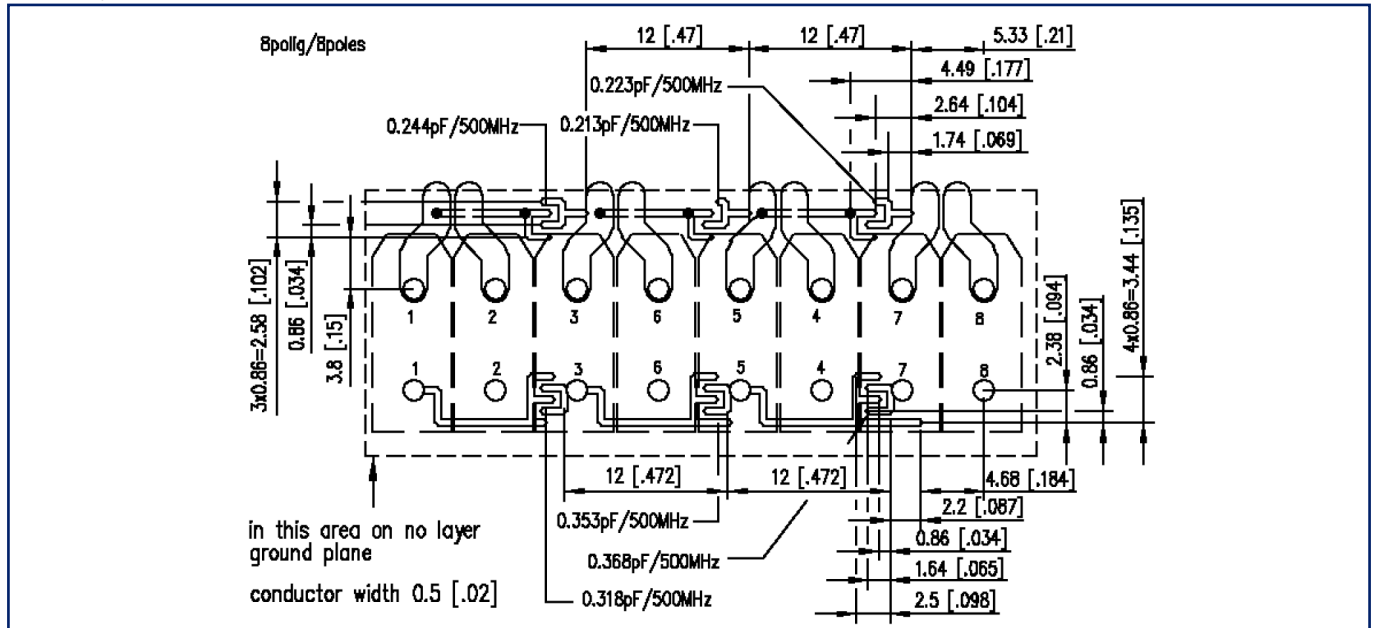


General PCB specifications

- PCB with solder resist
- PCB thickness: 1.5 mm / 2-ply
- Material: FR4
- Dielectric constant: relative permittivity = 4.4
- Copper thickness: 40 µm

Illustrations

PCB-Layout



General PCB specifications

- PCB with solder resist
- PCB thickness: 1.5 mm / 2-ply
- Material: FR4
- Dielectric constant: relative permittivity = 4.4
- Copper thickness: 40 µm

