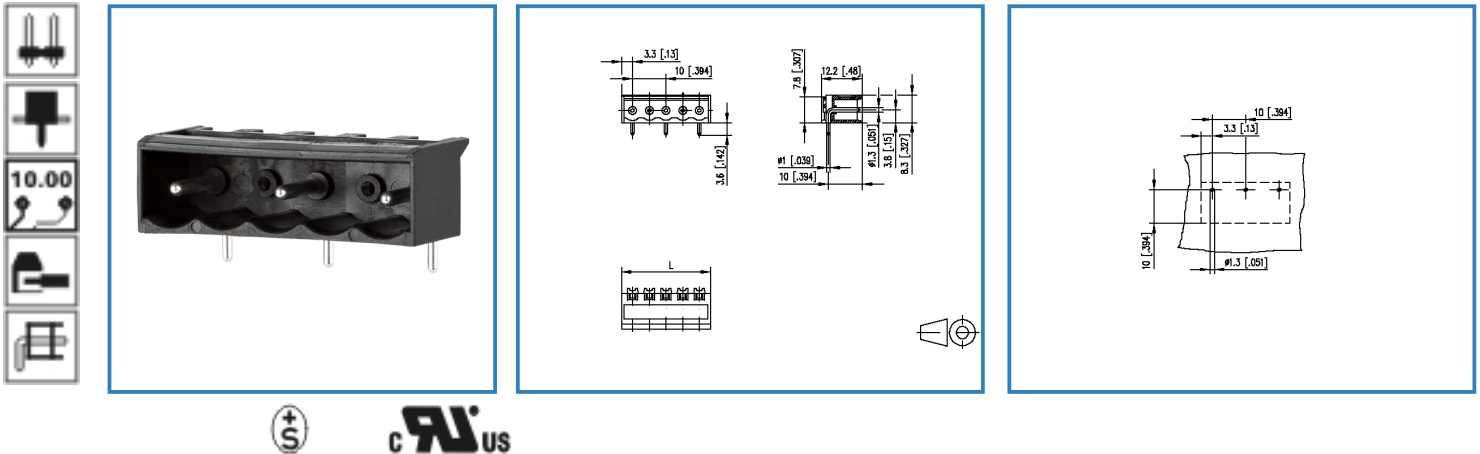


Data Sheet

PT049xxHBBN

Illustration



see enlarged drawing at the end of the document

Product specification

- pin header, solderable
- centerline 10.00 mm, direction of connection 90°
- closed ends
- color black
- Connection data

cRUUS V / A 600 / 15

S 10 A / 250 V / 6 kV / 3 / IEC 61984

Data Sheet



PT049xxHBBN

Technical Data

General Data

Solder pin length	3.6 mm		
min. number of poles	2		
max. number of poles	11		
Insulating material class	CTI 600		
clearance/creepage dist.	8.7 mm		
protection category	IP 00		
Overvoltage category	III	III	II
Pollution degree	3	2	2
Rated voltage	630 V	1600 V	1600 V
Rated test voltage	8.0 kV	8 kV	8.0 kV

Connection data

 V / A	600 / 15
	10 A / 250 V / 6 kV / 3 / IEC 61984

Material

insulating material	PA66
flammability class	V0
contact pin material	CuZn
contact pin surface	Ni + Ag

Climatic properties

upper limit temperature	105 °C
lower limit temperature	-40 °C

General

solderability	For THR products acc. to IPC/JEDEC J-STD-020D-MSL 1 For THT products max. 260 °C / 10 s
Tolerance	ISO 2768 -mH



Data Sheet

PT049xxHBBN

Page 3/5

P/N

310302xx

xx=number of poles

2013/12/05

Matching Part to

P/N	Product name
310092 (on request)	RP019xxWBWC Typ 009
310132 (on request)	RP039xxIBLN Typ 013
310262 (on request)	FT089xxVBFC
310492	RP019xxWBLC Typ 049



Data Sheet

PT049xxHBBN

Page 4/5

P/N

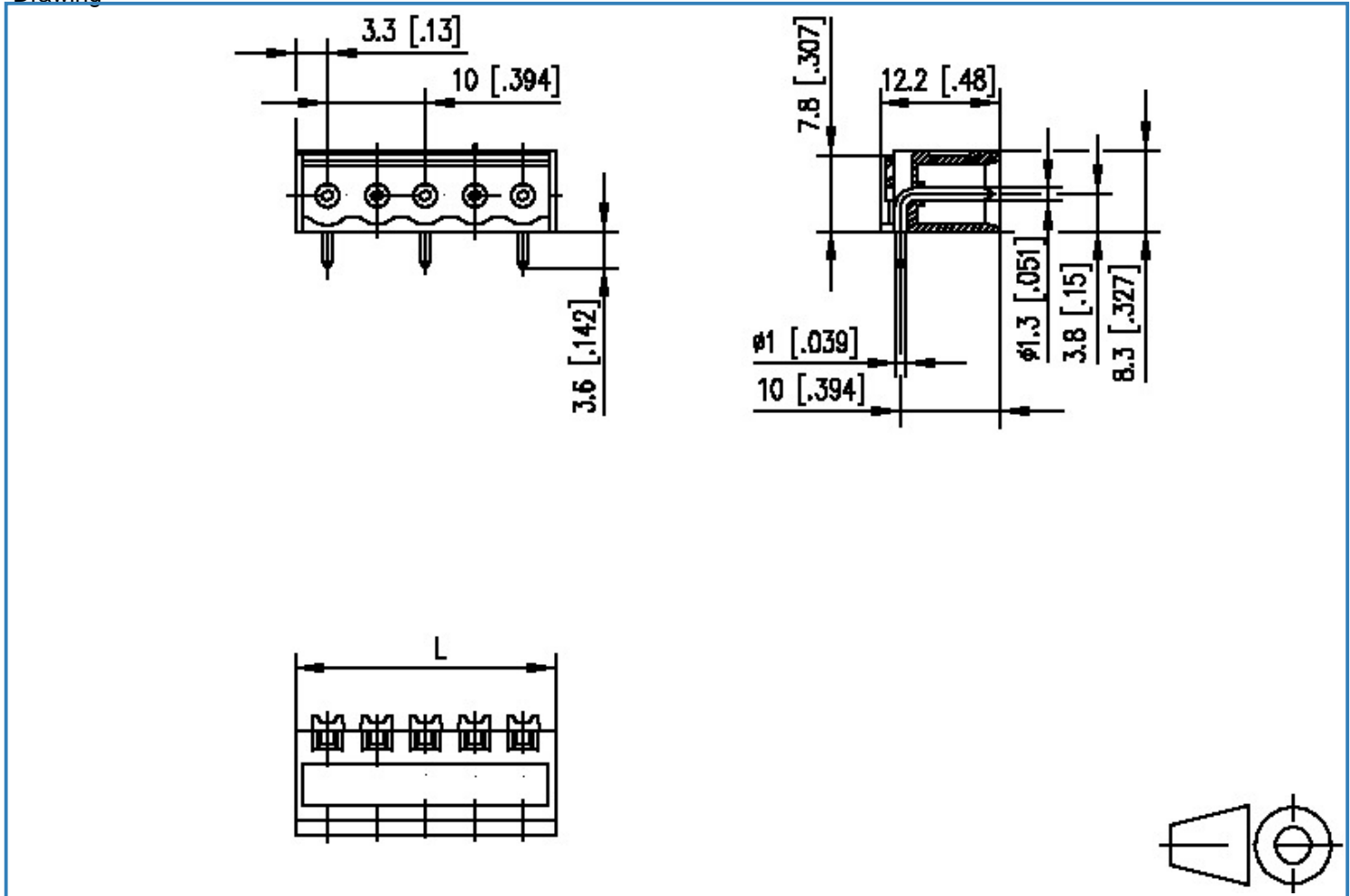
310302xx

xx=number of poles

2013/12/05

Illustration

Drawing



$$L = (\text{pole size} - 1) \times \text{centerline} + 6.6 [0.26]$$



Data Sheet

PT049xxHBBN

Page 5/5

P/N

310302xx

xx=number of poles

2013/12/05

PCB Layout

