

MODEL 650

Loop Power Supply

- Dual DC Voltage Outputs
- 60 Hz Pulse Output
- 5 Year Unconditional Warranty

DESCRIPTION

The **Model 650 Loop Power Supply** provides DC power for instrumentation control modules.

Each option provides three output selections as shown in the table below. For example the Model 650-240-24 has output options of 24VDC regulated, 32VDC unregulated, and 60Hz pulse at 46 peak volts.

All outputs for the Model 650 are floating, electrically isolated from ground. A power status indicator (LED) is located on the top of the unit. The POWER LED comes ON when power is applied.

Applications for this device include two-wire loop transducers (pressure, voltage, or current), alarm indicators, meters and timers.



SPECIFICATIONS

Model	650
Supply voltage	See table below
Operating frequency	60Hz
Power consumption	6 watts maximum
Outputs	See table below
Maximum combined current	150mA
Operating temperature	-20° to +50° C
Humidity tolerance	0-97% w/o condensation
Enclosure material	ABS plastic
Weight	9.5 ounces
Mounting	8-pin socket (*order separately)

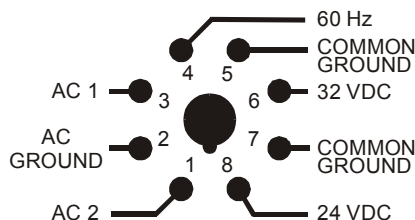
* Order 8-pin socket number 51X120

MODEL 650 ORDERING OPTIONS

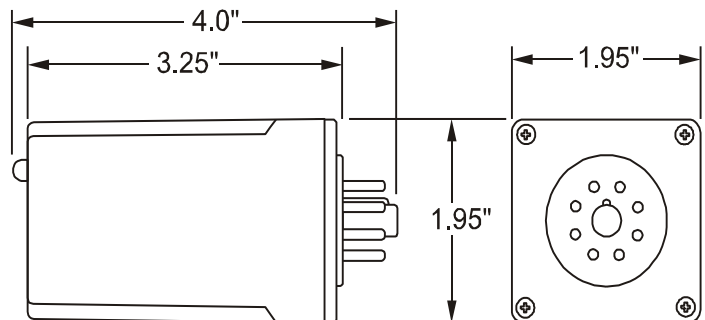
Model No. - Input Voltage - Output Regulated **Example: 650-240-12**

Option Number	-120-5	-120-12	-120-24	-240-5	-240-12	-240-24
Input VAC	120	120	120	240	240	240
Output VDC Regulated	5	12	24	5	12	24
Output VDC Unregulated (Loaded)	16	16	32	16	16	32
60Hz pulse (peak voltage)	23	23	46	23	23	46

PIN DRAWING (Bottom view of unit)



DIMENSIONS




Telephone: Main - (918) 438-1220
Sales - (800) 862-2875
Fax: (918) 437-7584

E-mail: sales@time-mark.com
Internet: http://www.time-mark.com



11440 East Pine Street
Tulsa, Oklahoma 74116

12/2012
© 2012 TIME MARK CORPORATION

TIME MARK is a division of  AEMT, Inc.

MODEL 650 Loop Power Supply

READ ALL INSTRUCTIONS BEFORE INSTALLING, OPERATING OR SERVICING THIS DEVICE.
KEEP THIS DATA SHEET FOR FUTURE REFERENCE.

GENERAL SAFETY

POTENTIALLY HAZARDOUS VOLTAGES ARE PRESENT AT THE TERMINALS OF THE MODEL 650.
ALL ELECTRICAL POWER SHOULD BE REMOVED WHEN CONNECTING OR DISCONNECTING WIRING.
THIS DEVICE SHOULD BE INSTALLED AND SERVICED BY QUALIFIED PERSONNEL.

Installation Instructions

WARNING

The Model 650 Loop Power Supply is not to be used with input voltages other than those for which the unit was designed; 120VAC for the three "120" option units, or 240VAC for the three different "240" option units.

INSTALLATION

Connect the 60Hz input power to pins 1, 2 and 3 on the 8-pin socket, following the Model 650 base diagram pictured on the unit (and on this data sheet).

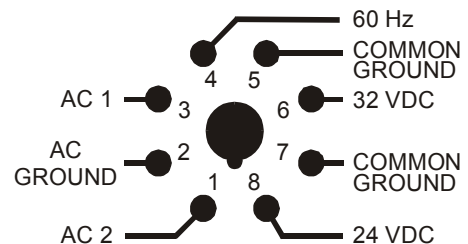
Depending on the desired DC voltage output, connect the DC load device to the appropriate socket output pins.

NOTE: When installing the Model 650 Power Supply in areas of high humidity or contamination, it is recommended that the base area and all exposed metal parts of the socket be coated liberally with a good quality silicone grease, such as Dow Corning DC-4 or DC-4X. Insert the unit into the socket and wipe off excess grease around the base. This will prevent the entrance of moisture and other contaminants into the base and socket areas.

TROUBLESHOOTING

Should the Model 650 Loop Power Supply fail to operate, check all connections. Verify that the proper input source voltage is present, and check all fuses. After you have verified the input voltage, note the following: *The power status indicator (LED), located on top of the unit will be OFF if the output is shorted or overloaded.* Should problems persist, disconnect the output lines, and measure the output voltages.

NOTE: This pin drawing represents the bottom view of the Model 650 Loop Power Supply module.



WARRANTY

This product is warranted to be free from defects in materials and workmanship, and is covered by our exclusive **5-year Unconditional Warranty**. Should this device fail to operate for any reason, we will repair it for five years from the date of manufacture. For complete warranty details, see the *Terms and Conditions of Sales* page in the front section of the Time Mark catalog or contact Time Mark at 1-800-862-2875.

Telephone: Main - (918) 438-1220
Sales - (800) 862-2875
Fax: (918) 437-7584

E-mail: sales@time-mark.com
Internet: http://www.time-mark.com



11440 East Pine Street
Tulsa, Oklahoma 74116

12/2012
© 2012 TIME MARK CORPORATION

TIME MARK is a division of  AEMT, Inc.