Datasheet

12344.1
PKT 2200/1/5,00-H GN
PKT 2200/1/5,00-H GN









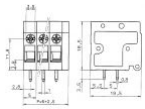





PCB terminal, Eccentric, No. of poles: 1, Width: 7.5 mm, Colour: Green

Business data

Packaging unit	50
Quantity unit	PC
Packaging type	Carton
Type of banding	Without
Weight per piece (not including packaging)	3.4
Weight per piece (including packaging)	4
Unit of weight	G
Customs number	85369010
Country of origin	QU

© **CONTA-CLIP Verbindungstechnik GmbH** | Otto-Hahn-Str. 7 | D-33161 Hövelhof
Fon +49 (0) 52 57.98 33-0 | Fax +49 (0) 52 57.98 33-33 | E-Mail info@conta-clip.de | conta-clip.de

Creation date 24.02.2021 01:59:00
Subject to technical modifications

Datasheet

12344.1
PKT 2200/1/5,00-H GN
PKT 2200/1/5,00-H GN

Technical Data

Dimensions	
Length	19.5 mm
Length of the pin	3.5 mm
Width	7.5 mm
Width left	2.8 mm
Width right	4.7 mm
Height	18.5 mm
Drill hole diameter	1.3 mm
Diameter of connecting pin	0.8 mm
Pitch	5 mm

Ratings	
Rated voltage	250 V
Rated current	24 A
Rated cross-section	2.5 mm²
Rated impulse voltage	2 kV
Overvoltage category	III
Contamination degree	3

Datasheet

12344.1
PKT 2200/1/5,00-H GN
PKT 2200/1/5,00-H GN

Technical Data

Connection data

Connection principle	Eccentric
Connection type of PCB	Solder connection
Type of attachment to circuit board	Connecting contact
Angle of PCB/wire connection	0°/180° (horizontal)
No. of poles	1
Number of levels	1
Wire cross-section single-core (rigid) / stranded, min.	0.2 mm²
Wire cross-section single core (rigid)/stranded, max.	4 mm²
Wire cross-section stranded, min.	0.2 mm²
Wire cross-section stranded, max.	2.5 mm²
Wire cross-section stranded with wire-end ferrules, min.	0.25 mm²
Wire cross-section stranded with wire-end ferrules, max.	2.5 mm²
Wire cross-section AWG, min.	30
Wire cross-section AWG, max.	12
Stripping length	9 mm
Screw threading	M 2,5
Torque	0.5 Nm

© **CONTA-CLIP Verbindungstechnik GmbH** | Otto-Hahn-Str. 7 | D-33161 Hövelhof
Fon +49 (0) 52 57.98 33-0 | Fax +49 (0) 52 57.98 33-33 | E-Mail info@conta-clip.de | conta-clip.de

Creation date 24.02.2021 01:59:01
Subject to technical modifications

Datasheet

12344.1
PKT 2200/1/5,00-H GN
PKT 2200/1/5,00-H GN

Technical Data

Materials

Insulation housing	Polyamide 6.6
Flammability class UL 94	V-0
Working temperature, min.	-30 °C
Working temperature, max.	105 °C
Eccentric	Steel
Clamping cage	Steel
Screws	Steel
Soldering lug	Copper alloy

Datasheet

12344.1
PKT 2200/1/5,00-H GN
PKT 2200/1/5,00-H GN

Technical Data

Further technical data

Storage temperature, min.	-40 °C
Storage temperature, max.	105 °C
Insulation resistance	1*10^13 Ohm x cm
Creepage-current resistance	CTI 600
Glow wire flammability index GWFI	GWFI 850
GWFI after-glow time	30 Sek.
Glow wire ignition temperature GWIT	GWIT 775 °C
GWIT exposure time	5 Sek.
Connection cycles, in compliance with standard	5
Recommended wave soldering temperature	265 °C
Recommended wave soldering duration, min.	3 Sek.
Recommended wave soldering duration, max.	4 Sek.

PKT 2200/1/5,00-H GN

Approvals

cUL Recognized

cUL Recognized	CSA 22.2 No.158
cUL Recognized	✓
cUL Usegroup B: rated voltage	300 V
cUL Usegroup B: rated current	20 A
cUL Usegroup C: rated voltage	150 V
cUL Usegroup C: rated current	20 A
cUL Usegroup D: rated voltage	300 V
cUL Usegroup D: rated current	10 A
cUL wire cross-section single-core (rigid) AWG, min.	30
cUL wire cross-section single-core (rigid) AWG, max.	12
cUL wire cross-section stranded AWG, min.	30
cUL wire cross-section stranded AWG, max.	12
cUL torque	0.5 Nm
cUL wire material	Cu

Approvals

UL Recognized

UL Recognized	UL 1059
UL Recognized granted	✓
UL Usegroup B: rated voltage	300 V
UL Usegroup B: rated current	20 A
UL Usegroup C: rated voltage	150 V
UL Usegroup C: rated current	20 A
UL Usegroup D: rated voltage	300 V
UL Usegroup D: rated current	10 A
UL wire cross-section single-core (rigid) AWG, min.	30
UL wire cross-section single-core (rigid) AWG, max.	12
UL wire cross-section stranded AWG, min.	30
UL wire cross-section stranded AWG, max.	12
UL wire material	Cu
UL factory wiring	✓
UL field wiring	✓

PKT 2200/1/5,00-H GN

Approvals

VDE approval

VDE approval	DIN EN 60998
VDE approval granted	✓
VDE rated voltage	250 V
VDE rated current	24 A
VDE rated current wire cross-section rigid, max.	24 A
VDE rated current wire cross-section stranded, max.	24 A
VDE rated impulse voltage	2 kV
VDE wire cross-section rigid, min.	0.5 mm²
VDE wire cross-section rigid, max.	2.5 mm²
VDE wire cross-section stranded, min.	0.5 mm²
VDE wire cross-section stranded, max.	2.5 mm²
VDE screw threading	M 2,5
VDE torque	0.5 Nm
VDE overvoltage category	III
VDE contamination degree	3

Datasheet

12344.1
PKT 2200/1/5,00-H GN
PKT 2200/1/5,00-H GN

Media

